

LAST SESSION DATA MATRIX

Index	Current	Change
NIFTY 50	12,859.05	87.35
SENSEX	43,882.00	282.00
NIFTY 100	12,962.45	97.60
NIFTY 200	6,644.40	50.70
NIFTY 500	10,560.55	83.05
NIFTY MIDCAP 50	5,291.45	45.65
NIFTY MIDCAP 100	18,962.55	160.25
NIFTY SMLCAP 100	6,182.25	70.60
INDIA VIX	19.52	-0.05
NIFTY BANK	29,236.00	332.95
NIFTY AUTO	8,684.75	56.45
NIFTY FIN SERVICE	14,210.50	237.00
NIFTY FMCG	31,454.35	369.15
NIFTY IT	21,409.25	294.80
NIFTY MEDIA	1,465.05	-13.60

TURNOVER

Product	No. of contracts	Turnover (cr.)*
Index Futures	6,07,125	48,280.72
Stock Futures	11,69,539	91,496.55
Index Options	2,10,75,652	17,18,294.29
Stock Options	22,10,489	1,83,536.24






GAINERS

BAJAJFINSV	8,548.80	9.27
TITAN	1,362.05	5.39
GAIL	97.60	4.22
BAJFINANCE	4,717.00	3.98
BHARTIARTL	483.15	3.12

LOSERS

RELIANCE	1,901.00	-3.66
ADANI PORTS	375.95	-1.56
INDUSINDBK	806.00	-1.47
AXISBANK	604.45	-1.15
SUNPHARMA	502.45	-0.97

FIRST LIGHT HEADINGS

-  Pennar Industries share price spikes 12% on new orders worth Rs 517 crore
-  Vodafone Idea share price gains 4% after selling stake in Indus Towers for Rs 3,760 crore
-  Coffee production in India could be hit by migrant labour shortage this season
-  Foreign fund inflows rise after PM Modi's interaction with investor groups
-  Tata Chemicals share price hits new high; LIC increases stake to 7.09%

MARKET INSIGHT

20 NOV: The market rebounded sharply, though could not recoup all its previous day's losses. The benchmark indices as well as broader markets participated in today's run up. The Nifty50 closed at 12,859, up 87.30 points and the BSE Sensex jumped 282.29 points to 43,882.25, driven by banking & financials, FMCG and IT stocks. The Nifty Midcap index was up 0.85 percent and Smallcap index gained 1.2 percent amid positive market breadth.

Aarti Industries shares fell after HDFC AMC lowered its equity stake in the company by 2 percent. The aggregate holding of the schemes of HDFC Mutual Fund in Aarti Industries was 7.08 percent of the paid up equity share capital of the company as on March 31, 2006.

Vodafone Idea share price gained over 4 percent after the telecom firm sold its 11.15 percent stake in Indus Towers for Rs 3,760 crore. The merger of Bharti Infratel and Indus Towers to create a mega tower company has been completed, and Vodafone Idea has received Rs 3,760.1 crore cash for its 11.15 percent holding in Indus, a regulatory filing said on November 19.

Symbol	CMP	Change	%Change	Traded Volume(lacs)
BAJAJFINSV	8,548.80	725.4	9.27	41.1
TITAN	1,362.05	69.6	5.39	104.22
GAIL	97.6	3.95	4.22	297.78
BAJFINANCE	4,717.00	180.45	3.98	87.36
BHARTIARTL	483.15	14.6	3.12	118.68
KOTAKBANK	1,882.00	55.65	3.05	91.16
HDFCLIFE	664.7	18.65	2.89	30.45
NESTLEIND	17,400.00	465.85	2.75	2.54
GRASIM	859.8	23.05	2.75	20.5
NTPC	91.85	2.05	2.28	476.71
HDFCBANK	1,405.00	30.65	2.23	102.03
HCLTECH	820	15.45	1.92	74.56
ITC	191.35	3.45	1.84	453.07
TECHM	838	15.1	1.83	60.64
ULTRACEMCO	4,862.55	84.55	1.77	4.46
TATASTEEL	531.55	7.95	1.52	266.86
M&M	714.1	10.2	1.45	67.31
SHRECEM	23,987.00	325.35	1.38	0.51
JSWSTEEL	335.6	4.4	1.33	59.18
WIPRO	347	4.4	1.28	61.81
EICHERMOT	2,583.10	31.85	1.25	13.94

MARKET OUTLOOK- CAUTIOUSLY OPTIMISTIC



Quantitative: After a roller-coaster October, November started on a robust note when the S&P BSE Sensex not just climbed above 42,000 to reclaim previous record highs but went on pushing the boundaries towards 43,000 and then on November 17 it hit 44,000 in early trade. Indian market witnessed a steady rise after hitting a 3-year low back in March. Investors' wealth in terms of the average market-capitalisation of the BSE-listed companies rose by about Rs 40 lakh crore since April. A media report suggested that a global brokerage firm, Morgan Stanley has upgraded its target for Sensex to 50,000 by December 2021 from an earlier target of 37,300 for June 2021. The global investment bank feels that the coming growth cycle is not fully priced in, hence there is more upside to the index. It has an overweight rating on India.

For the upcoming sessions 13050-13090 could be crucial to watch as we may see sharp correction opportunities near to same. Above this range sentiments may further boosted up to 13400-450 in a short span of time. On the flip side 12100-12070 still act as crucial support.....

Index	Support 2	Support 1	Previous Close	Resistance 1	Resistance 2	Trend
SENSEX	42653	43268	43882	44431	44979	Rangebound
NIFTY 50	12499	12679	12859	13020	13180	Rangebound
NIFTY BANK	28417	28827	29236	29601	29967	Rangebound



CORPORATE ACTIONS

Symbol	Face Value(Rs.)	Purpose	Ex-Date
GILLETTE	10	Annual General Meeting/Dividend - Rs 49 Per Sh	17-Nov-20
IOLCP	10	Interim Dividend - Rs 4 Per Share	17-Nov-20
S&SPOWER	10	Annual General Meeting	17-Nov-20
OSEINTRUST	100	Interest -Rs 1.2/Return On Capital -Rs 0.41/Interim Dividend -Rs 0.92	17-Nov-20
KAPSTON	10	Interim Dividend - Re 1 Per Share	17-Nov-20
GULPOLY	1	Interim Dividend - Rs 0.60 Per Share	17-Nov-20
EUROMULTI	10	Annual General Meeting	17-Nov-20
PGIL	10	Annual General Meeting	18-Nov-20
PGHL	10	Annual General Meeting/Dividend - Rs 42 Per Share Special Dividend - Rs 188 Per Share	18-Nov-20
MRF	10	Interim Dividend - Rs 3 Per Share	18-Nov-20
716GS2023	100	Interest Payment	18-Nov-20
CONCOR	5	Interim Dividend - Rs 3 Per Share	18-Nov-20
PNBGILTS	10	Interim Dividend - Rs 3 Per Share	18-Nov-20
CARERATING	10	Interim Dividend - Rs 8 Per Share	18-Nov-20
SAKSOFT	10	Interim Dividend - Rs 2.50 Per Share	18-Nov-20
MANAPPURAM	2	Interim Dividend - Rs 0.60 Per Share	18-Nov-20
SONATSOFTW	1	Interim Dividend - Rs 4 Per Share	18-Nov-20
LALPATHLAB	10	Interim Dividend - Rs 6 Per Share	18-Nov-20
KSCL	2	Interim Dividend - Rs 4 Per Share	18-Nov-20
CCCL	2	Annual General Meeting	18-Nov-20
TTKPRESTIG	10	Interim Dividend - Rs 20 Per Share	19-Nov-20
UTIAMC	10	Dividend - Rs 7 Per Share	19-Nov-20
TMRVL	10	Annual General Meeting	19-Nov-20
SANGAMIND	10	Annual General Meeting/Dividend - Re 1 Per Share	19-Nov-20
SOLARA	10	Interim Dividend - Rs 4 Per Share	19-Nov-20
SHK	10	Interim Dividend - Re 1 Per Share	19-Nov-20
NCLIND	10	Interim Dividend - Rs 1.50 Per Share	19-Nov-20
PAGEIND	10	Interim Dividend - Rs 100 Per Share	19-Nov-20
PTC	10	Interim Dividend - Rs 2 Per Share	19-Nov-20
POLYPLEX	10	Interim Dividend - Rs 15 Per Share	19-Nov-20
MAANALU	10	Interim Dividend - Re 1 Per Share	19-Nov-20
LOTUSEYE	10	Annual General Meeting	19-Nov-20
INSECTICID	10	Interim Dividend - Rs 2 Per Share	19-Nov-20
HGS	10	Interim Dividend - Rs 6 Per Share	19-Nov-20
GOLDIAM	10	Interim Dividend - Rs 3 Per Share	19-Nov-20
COALINDIA	10	Interim Dividend - Rs 7.50 Per Share	19-Nov-20
CAMS	10	Interim Dividend - Rs 6.75 Per Share	19-Nov-20
CUPID	10	Interim Dividend - Re 1 Per Share	19-Nov-20
AUSOMENT	10	Interim Dividend - Rs 0.50 Per Share	19-Nov-20

Data Source-NSE,BSE

For Private Circulation Only

For Our Clients Only

KEY SUPPORT & RESISTANCE OF NIFTY50 STOCKS

COMPANY	PREVIOUS CLOSE	RESISTANCE		SUPPORT	
		R 1	R 2	S 1	S 2
BAIJFINSV	8548.8	8656	8763	8429	8309
TITAN	1362.05	1379	1396	1343	1324
GAIL	97.6	99	100	96	95
BAIFINANCE	4717.00	4776	4835	4651	4585
BHARTIARTL	483.15	489	495	476	470
KOTAKBANK	1882.00	1906	1929	1856	1829
HDFCLIFE	664.7	673	681	655	646
NESTLEIND	17400	17618	17835	17156	16913
GRASIM	859.80	871	881	848	836
NTPC	91.85	93	94	91	89
HDFCBANK	1405	1423	1440	1385	1366
HCLTECH	820.00	830	841	809	797
ITC	191.35	194	196	189	186
TECHM	838	848	859	826	815
ULTRACEMCO	4862.55	4923	4984	4794	4726
TATASTEEL	531.55	538	545	524	517
M & M	714.10	723	732	704	694
SHREECEM	23987	24287	24587	23651	23315
JSWSTEEL	335.60	340	344	331	326
WIPRO	347	351	356	342	337
EICHERMOT	2583.10	2615	2648	2547	2511
BRITANNIA	3555	3599	3644	3505	3455
DIVISLAB	3472.95	3516	3560	3424	3376
SBIN	242	245	248	239	235
POWERGRID	191.5	194	196	189	186
BAIJIA-AUTO	3059	3097	3135	3016	2973
TCS	2657.8	2691	2724	2621	2583
INFY	1104.45	1118	1132	1089	1074
UPL	419.00	424	429	413	407
HEROMOTOCO	2998	3035	3073	2956	2914
TATAMOTORS	168.3	170	173	166	164
HDFC	2329.00	2358	2387	2296	2264
HINDALCO	214.20	217	220	211	208
IOC	84.7	86	87	84	82
ASIANPAINT	2160.55	2188	2215	2130	2100
MARUTI	6959	7046	7133	6862	6764
SBILIFE	845.90	856	867	834	822
BPCL	383	388	393	378	372
CIPLA	740.40	750	759	730	720
ICICIBANK	477	483	489	470	464
LT	1128.6	1143	1157	1113	1097
HINDUNILVR	2117.95	2144	2171	2088	2059
DRREDDY	4677.00	4735	4794	4612	4546
COALINDIA	121.25	123	124	120	118
ONGC	71.65	73	73	71	70
SUNPHARMA	502.45	509	515	495	488
AXISBANK	604.45	612	620	596	588
INDUSINDBK	806	816	826	795	783
ADANIPTS	375.95	381	385	371	365
RELIANCE	1901	1925	1949	1874	1848

For Private Circulation Only

For Our Clients Only

NAME	DESIGNATION	E-MAIL
Varun Gupta	Head - Research	varungupta@moneysukh.com



SEBI REGISTRATION NO - INH100003274

(UNDER RESEARCH ANALYSTS REGULATIONS , 2014)

For more copies or other information, please send your query at research@moneysukh.com

Note : Please refer our Derivative Report for recommendation on OPTION STRATEGIES.

STANDARD DISCLOSURES AS PER RESEARCH ANALYSTS REGULATIONS, 2014

DISCLAIMER/DISCLOSURES ANALYST CERTIFICATION

We/I, Mr. Varun Gupta Research Analysts, authors and the names subscribed to this report, of Mansukh Securities & Finance Ltd. hereby certify that all of the views expressed in this research report accurately reflect our views about the subject issuer(s) or securities. We also certify that no part of our compensation was, is, or will be directly or indirectly related to the specific recommendation(s) or view(s) in this report.

Terms & conditions and other disclosures:

Mansukh Securities & Finance Ltd, (hereinafter referred to as "MSFL") is engaged in the business of Stock Broking, and Depository Participant . This document has been prepared by the Research Division of MSFL and is meant for use by the recipient only as information and is not for circulation. This document is not to be reported or copied or made available to others without prior permission of MSFL. It should not be considered or taken as an offer to sell or a solicitation to buy or sell any security.

The information contained in this report has been obtained from sources that are considered to be reliable. However, MSFL has not independently verified the accuracy or completeness of the same. Neither MSFL nor any of its affiliates, its directors or its employees accepts any responsibility of whatsoever nature for the information, statements and opinion given, made available or expressed herein or for any omission therein.

Recipients of this report should be aware that past performance is not necessarily a guide to future performance and value of investments can go down as well. The suitability or otherwise of any investments will depend upon the recipient's particular circumstances and, in case of doubt, advice should be sought from an independent expert/ advisor.

Either MSFL or its affiliates or its directors or its employees or its representatives or its clients or their relatives may have position(s), make market, act as principal or engage in transactions of securities of companies referred to in this report and they may have used the research material prior to publication.

MSFL submits that no material disciplinary action has been taken on us by any Regulatory Authority impacting Equity Research Analysis activities.

MSFL or its research analysts or its associates or his relatives do not have any financial interest in the subject company. MSFL or its research analysts or its associates or his relatives do not have actual/beneficial ownership of one per cent or more securities of the subject company at the end of the month immediately preceding the date of publication of the research report. MSFL or its research analysts or its associates or his relatives do not have any material conflict of interest at the time of publication of the research report.

MSFL or its associates have not received any compensation from the subject company in the past twelve months.

MSFL or its associates have not managed or co-managed public offering of securities for the subject company in the past twelve months or mandated by the subject company for any other assignment in the past twelve months.

MSFL or its associates have not received any compensation for brokerage services from the subject company in the past twelve months.

MSFL or its associates have not received any compensation for products or services other than investment banking or merchant banking or brokerage services from the subject company in the past twelve months. MSFL or its associates have not received any compensation or other benefits from the subject company or third party in connection with the research report.

MSFL encourages independence in research report preparation and strives to minimize conflict in preparation of research report. MSFL or its analysts did not receive any compensation or other benefits from the subject Company or third party in connection with the preparation of the research report. MSFL or its Research Analysts do not have any material conflict of interest at the time of publication of this report.

It is confirmed that Mr. Varun Gupta Research Analysts of this report have not received any compensation from the companies mentioned in the report in the preceding twelve months .

Compensation of our Research Analysts is not based on any specific merchant banking, investment banking or brokerage service transactions. The Research analysts for this report certifies that all of the views expressed in this report accurately reflect his or her personal views about the subject company or companies and its or their securities, and no part of his or her compensation was, is or will be, directly or indirectly related to specific recommendations or views expressed in this report. The research analysts for this report has not served as an officer, director or employee of the subject company.

MSFL or its research analysts have not engaged in market making activity for the subject company Our sales people, traders, and other professionals or affiliates may provide oral or written market commentary or trading strategies to our clients that reflect opinions that are contrary to the opinions expressed herein, and our proprietary trading and investing businesses may make investment decisions that are inconsistent with the recommendations expressed herein. In reviewing these materials, you should be aware that any or all the foregoing, among other things, may give rise to real or potential conflicts of interest.

MSFL and its associates, their directors and employees may (a) from time to time, have a long or short position in, and buy or sell the securities of the subject company or (b) be engaged in any other transaction involving such securities and earn brokerage or other compensation or act as a market maker in the financial instruments of the subject company or act as an advisor or lender/borrower to the subject company or may have any other potential conflict of interests with respect to any recommendation and other related information and opinions.

MSFL does not claim to be an invitation or an offer to buy or sell any financial instrument. Our Clients (Paid Or Unpaid), Any third party or anyone else have no rights to forward or share our calls or SMS or Reports or Any Information Provided by us to/ with anyone which is received directly or indirectly by them. If found so then Serious Legal Actions can be taken. By accessing Moneysukh.com or any of its associate/group sites, you have read, understood and agree to be legally bound by the terms of the following disclaimer and user agreement. The views and investment tips expressed by investment experts through sms or on Moneysukh.com are their own, and not that of the website or its management. Moneysukh.com advises users to check with certified experts before taking any investment decision.

Stock trading is inherently risky and you agree to assume complete and full responsibility for the outcomes of all trading decisions that you make, including but not limited to loss of capital. None of the stock trading calls made by Moneysukh.com should be construed as an offer to buy or sell securities, nor advice to do so. All comments and posts made by Moneysukh.com, and employees/owners are for information purposes only and under no circumstances should be used for actual trading. Under no circumstances should any person at this site make trading decisions based solely on the information discussed herein. You agree to not make actual stock trades based on comments on the site, nor on any techniques presented nor discussed in this site or any other form of information presentation. All information is for educational and informational use only. You agree to consult with a registered investment advisor, prior to making any trading decision of any kind. You agree, by accessing this or any associated site, Moneysukh.com bears no liability for any postings on the website or actions of associate site. We reserve the right to deny service to anyone. You, and not Moneysukh.com, assume the entire cost and risk of any trading you are suggested to undertake. You are solely responsible for making your own investment decisions. If you choose to engage in such transactions with or without seeking advice from a licensed and qualified financial advisor or entity, then such decision and any consequences flowing there from are your sole responsibility. The information and commentaries are not meant to be an endorsement or offering of any stock purchase. They are meant to be a guide only, which must be tempered by the investment experience and independent decision making process of the subscriber. Moneysukh.com or any employees are in no way liable for the use of the information by others in investing or trading in investment vehicles utilizing the principles disclosed herein. The materials and information in, and provided by, this site are not, and should not be construed as an offer to buy or sell any of the securities named in materials, services, or on-line postings. We encourage all investors to use the information on the site as a resource only to further their own research on all featured companies, stocks, sectors, markets and information presented on the site.