










## LAST SESSION DATA MATRIX

Index	Current	Change
NIFTY 50 Pre Open	7,735.15	-65.90
NIFTY 50	8,297.80	496.75
NIFTY NEXT 50	19,364.00	643.90
NIFTY 100	8,368.95	471.55
NIFTY 200	4,260.00	229.30
NIFTY 500	6,711.05	345.60
NIFTY MIDCAP 50	3,100.15	125.00
INDIA VIX	76.9625	-6.64
S&P BSE SENSEX	28535.78	1861.75
S&P BSE SENSEX 50	8694.95	533.17
S&P BSE 100	8343.22	477.06
S&P BSE MidCap	10211.57	348.15
S&P BSE SmallCap	9129.58	252
S&P BSE 200	3471.93	191.63
S&P BSE 500	10666.93	566.83
S&P BSE AllCap	3020.61	159.09
S&P BSE LargeCap	3180.09	186.69
TURNOVER		
Product	No. of contracts	Turnover (cr.)*
Index Futures	6,96,367	34,786.11
Stock Futures	17,29,155	72,268.32
Index Options	1,09,61,792	5,57,471.36
Stock Options	3,37,109	16,949.25
F&O Total	1,37,24,423	6,81,475.03
GAINERS		
Symbol	LTP	% chng
RELIANCE	1,074.00	13.84
HDFCBANK	863	12.41
KOTAKBANK	1,290.00	11.89
UPL	292	11.43
MARUTI	4,960.00	10.56
LOSERS		
INDUSINDBK	301.95	-3.33
IOC	77.25	-3.07
COALINDIA	124.25	-2.82
WIPRO	172.5	-2.18
GAIL	74.85	-2.09

## FIRST LIGHT HEADINGS

-  Sensex sees biggest one-day gain in over 10 years, RIL leads recovery
-  India likely to unveil \$20 billion-plus stimulus package to tackle coronavirus downturn
-  Sensex, Nifty recover as Asian shares stabilise on U.S. Stimulus
-  Sumant Kathpalia appointed IndusInd Bank MD & CEO
-  Flipkart ceases operations across supply chain amid lockdown

## MARKET INSIGHT

-  **On Mar 25** : The relief rally continued on the second day on March 25 with Nifty finished near 8,300 level on the back of possible announcement of fiscal measures from the government. The Sensex was up 1,861.75 points or 6.98% at 28535.78, and the Nifty was up 516.80 points or 6.62% at 8317.85. About 1194 shares have advanced, 976 shares declined, and 153 shares are unchanged. Reliance Industries, HDFC Bank, Kotak Mahindra Bank, UPL and Grasim Industries were among major gainers on the Nifty, while losers were Yes Bank, IndusInd Bank, IOC, Coal India and GAIL. All the sectoral indices ended in the green.
-  Indian shares rose 4% in mid-day trade on Wednesday, as U.S. senators and Trump administration officials reached an agreement on a massive economic stimulus bill to cope with the fallout from the coronavirus outbreak. Broader Asia shares advanced with MSCI's broadest index of Asia-Pacific shares outside Japan gaining 3.4%. The NSE Nifty 50 index was up 3.9% at 8,103.05 by 0720 GMT while the S&P BSE Sensex rose 4.1% to 27,760.20. The Indian finance minister said on Tuesday the government would soon announce a fiscal package to help the economy face the hit from the virus outbreak.
-  In India, on day one of a 21-day lockdown ordered by the country's Prime Minister Narendra Modi to contain the virus outbreak, stock markets swung between gains and losses. On Tuesday evening, Modi asked India's 1.3 billion people to not leave their homes for the next three weeks sending people scrambling for essential items, as authorities across several countries move to keep people home and prevent the virus from spreading. Despite the nation-wide shutdown, stock exchanges continue to function as usual. Indian financial markets have been battered in March as fears over the pandemic's impact on an already slowing economy sent investors into a selling frenzy. India so far has reported nearly 500 cases of the virus and 10 deaths.
-  India's oil production in Feb dips 6.4%: India's oil production fell 6.4 per cent in February as a decline in output from fields operated by private firms negated a rise in production from ONGC fields. Crude oil production at 2.39 million tonnes in February was 6.41 per cent lower than 2.56 million tonnes output in the same month a year back, according to official data released by the oil ministry.

## MARKET OUTLOOK- CAUTIOUSLY OPTIMISTIC

**Nifty 50 Futures, IND50, D**



**Quantitative Analysis :** The BSE Sensex ended at 28535.78, up by 1861.75 points or 6.98% after trading in a range of 26670 and 26600. There were 26 stocks advancing against 4 stocks declining on the index. The broader indices ended in Green; the BSE Mid cap index up 3.53%, while Small cap index was up by 2.84%. The CNX Nifty ended at 8317.85, up by 516.80 points or 6.62% after trading in a range of 7800 and 7850. There were 38 stocks advancing against 11 stocks declining on the index. The top gainers on Nifty were Reliance up by 13.84%, HDFC BANK up by 12.41%, KOTAK BANK up by 11.89%, UPL up by 11.43% and Maruti up by 1.56%. On the flip side, Indusind Bank down by 3.33%, IOC down by 3.07%, COAL INDIA down by 2.82%, WIPRO down by 2.18% and GAIL down by 2.09% were the top losers.

For the upcoming session, we might see some recovery from 10050-100 however global scenario still showing some sign of deep worries. Investors are advised to start accumulation of blue chip stocks as are in oversold zone. From traders point of view every lower level may attract some serious buying opportunities in shorter format.....

Index	Support 2	Support 1	Previous Close	Resistance 1	Resistance 2	Trend
SENSEX	27737	28136	28536	28893	29249	Rangebound
NIFTY 50	8085	8202	8318	8422	8526	Rangebound
NIFTY BANK	17964	18222	18481	18712	18943	Rangebound

**Bank NIFTY Futures, India, NSE:NBNJ0, D**



## CORPORATE ACTIONS

Symbol	Face Value(Rs.)	Purpose	Ex-Date	Record Date	BC Start Date	BC End Date
ADANIGAS	1	Interim Dividend - Rs 0.25 Per Share	26-Mar-20	27-Mar-20	-	-
VAIBHAVGEL	10	Interim Dividend - Rs 19.74 Per Share	26-Mar-20	27-Mar-20	-	-
SMPHARMA	1	Interim Dividend - Rs 0.25 Per Share	26-Mar-20	28-Mar-20	-	-
SUNTV	5	Interim Dividend - Rs 12.50 Per Share	26-Mar-20	27-Mar-20	-	-
SHK	10	Interim Dividend - Rs 0.95 Per Share	26-Mar-20	27-Mar-20	-	-
SHARDAMOIR	10	Demerger	26-Mar-20	27-Mar-20	-	-
NIPC	10	Interim Dividend - Rs 0.50 Per Share	26-Mar-20	27-Mar-20	-	-
L&TFH	10	Interim Dividend	26-Mar-20	28-Mar-20	-	-
HUDCO	10	Interim Dividend - Rs 0.75 Per Share	26-Mar-20	28-Mar-20	-	-
EMAMILTD	1	Interim Dividend - Rs 2 Per Share	26-Mar-20	27-Mar-20	-	-
GRSE	10	Interim Dividend - Rs 5.74 Per Share	26-Mar-20	27-Mar-20	-	-
CUB	1	Interim Dividend - Rs 0.50 Per Share	26-Mar-20	27-Mar-20	-	-
AMBER	10	Interim Dividend - Rs 1.60 Per Share	26-Mar-20	27-Mar-20	-	-
WABCOINDIA	5	Interim Dividend - Rs 10 Per Share	26-Mar-20	27-Mar-20	-	-
ACC	10	Dividend - Rs 14 Per Share	27-Mar-20	30-Mar-20	-	-
HEXAWARE	2	Dividend - Rs 2.50 Per Share	30-Mar-20	1-Apr-20	-	-
VBL	10	Annual General Meeting	30-Mar-20	-	3-Apr-20	10-Apr-20
TIPSINDLTD	10	Buyback	31-Mar-20	3-Apr-20	-	-
CRISL	1	Annual General Meeting/Dividend Rs 13 Per Share	31-Mar-20	-	7-Apr-20	8-Apr-20
NACLIND	1	Interim Dividend	31-Mar-20	4-Apr-20	-	-
AMBUJACEM	2	Dividend - Rs 1.50 Per Share	3-Apr-20	7-Apr-20	-	-
EDUCOMP	2	Annual General Meeting	8-Apr-20	-	11-Apr-20	17-Apr-20
VESUVIUS	10	Dividend Rs 8.74 Per Share	22-Apr-20	23-Apr-20	-	-
CASTROLIND	5	Dividend - Rs 3 Per Share	22-Apr-20	-	24-Apr-20	28-Apr-20
KSB	10	Annual General Meeting/Dividend - Rs 8 Per Share	23-Apr-20	-	27-Apr-20	7-May-20

Data Source-NSE,BSE

For Private Circulation Only

For Our Clients Only

## KEY SUPPORT & RESISTANCE OF NIFTY50 STOCKS

COMPANY NAME	PREVIOUS CLOSE	RESISTANCE		SUPPORT	
		R 1	R 2	S1	S 2
ADANI PORTS	255.6	259	262	252	248
ASIAN PAINT	1,580.05	1600	1620	1558	1536
AXIS BANK	331.5	336	340	327	322
BAJAJ-AUTO	1,925.00	1949	1973	1898	1871
BAJAJFINSV	4,902.00	4963	5025	4833	4765
BAJFINANCE	2,600.45	2633	2665	2564	2528
BHARTIARTL	424.9	430	436	419	413
BPCL	272.85	276	280	269	265
BRITANNIA	2,436.20	2467	2497	2402	2368
CIPLA	375.2	380	385	370	365
COALINDIA	124.25	126	127	123	121
DRREDDY	2,917.00	2953	2990	2876	2835
EICHERMOT	14,501.10	14682	14864	14298	14095
GAIL	74.85	76	77	74	73
GRASIM	442	448	453	436	430
HCLTECH	436.00	441	447	430	424
HDFC	1,655.60	1676	1697	1632	1609
HDFCBANK	863.00	874	885	851	839
HEROMOTOCO	1,664.80	1686	1706	1641	1618
HINDALCO	94.6	96	97	93	92
HINDUNILVR	2,078.00	2104	2130	2049	2020
ICICIBANK	315.15	319	323	311	306
INDUSINDBK	301.95	306	309	298	293
INFRA TEL	150.75	153	155	149	147
INFY	607	615	622	599	590
IOC	77.25	78	79	76	75
ITC	147.05	149	151	145	143
JSW STEEL	146.55	148	150	144	142
KOTAKBANK	129.0	130.6	132.2	127.2	125.4
LT	769.00	779	788	758	747
M & M	274.25	278	281	270	267
MARUTI	496.0	502.2	508.4	489.1	482.1
NESTLEIND	14,380.00	14560	14740	14179	13977
NTPC	80.35	81	82	79	78
ONGC	61.4	62	63	61	60
POWERGRID	149.8	152	154	148	146
RELIANCE	1,074.00	1087	1101	1059	1044
SBIN	190.6	193	195	188	185
SHRECEM	1698.0	1719.2	1740.5	1674.2	1650.5
SUNPHARMA	343.95	348	353	339	334
TATAMOTORS	70.1	71	72	69	68
TATASTEEL	288.95	293	296	285	281
TCS	173.2	175.4	177.5	170.8	168.4
TECHM	525.00	532	538	518	510
TITAN	881.90	893	904	870	857
ULTRACEMCO	3,155.00	3194	3234	3111	3067
UPL	29.2	29.6	29.9	28.8	28.4
VEDL	64.2	65	66	63	62
WIPRO	172.5	175	177	170	168
ZEELE	12.4	12.6	12.7	12.2	12.1

NAME	DESIGNATION	E-MAIL
Varun Gupta	Head - Research	varungupta@moneysukh.com



## SEBI REGISTRATION NO - INH100003274

(UNDER RESEARCH ANALYSTS REGULATIONS , 2014)

For more copies or other information, please send your query at [research@moneysukh.com](mailto:research@moneysukh.com)

**Note : Please refer our Derivative Report for recommendation on OPTION STRATEGIES.**

### STANDARD DISCLOSURES AS PER RESEARCH ANALYSTS REGULATIONS, 2014

#### DISCLAIMER/DISCLOSURES ANALYST CERTIFICATION

We/I, Mr. Varun Gupta Research Analysts, authors and the names subscribed to this report, of Mansukh Securities & Finance Ltd. hereby certify that all of the views expressed in this research report accurately reflect our views about the subject issuer(s) or securities. We also certify that no part of our compensation was, is, or will be directly or indirectly related to the specific recommendation(s) or view(s) in this report.

Terms & conditions and other disclosures:

Mansukh Securities & Finance Ltd, (hereinafter referred to as "MSFL") is engaged in the business of Stock Broking, and Depository Participant . This document has been prepared by the Research Division of MSFL and is meant for use by the recipient only as information and is not for circulation. This document is not to be reported or copied or made available to others without prior permission of MSFL. It should not be considered or taken as an offer to sell or a solicitation to buy or sell any security.

The information contained in this report has been obtained from sources that are considered to be reliable. However, MSFL has not independently verified the accuracy or completeness of the same. Neither MSFL nor any of its affiliates, its directors or its employees accepts any responsibility of whatsoever nature for the information, statements and opinion given, made available or expressed herein or for any omission therein.

Recipients of this report should be aware that past performance is not necessarily a guide to future performance and value of investments can go down as well. The suitability or otherwise of any investments will depend upon the recipient's particular circumstances and, in case of doubt, advice should be sought from an independent expert/ advisor.

Either MSFL or its affiliates or its directors or its employees or its representatives or its clients or their relatives may have position(s), make market, act as principal or engage in transactions of securities of companies referred to in this report and they may have used the research material prior to publication.

**MSFL submits that no material disciplinary action has been taken on us by any Regulatory Authority impacting Equity Research Analysis activities.**

MSFL or its research analysts or its associates or his relatives do not have any financial interest in the subject company. MSFL or its research analysts or its associates or his relatives do not have actual/beneficial ownership of one per cent or more securities of the subject company at the end of the month immediately preceding the date of publication of the research report. MSFL or its research analysts or its associates or his relatives do not have any material conflict of interest at the time of publication of the research report.

MSFL or its associates have not received any compensation from the subject company in the past twelve months.

MSFL or its associates have not managed or co-managed public offering of securities for the subject company in the past twelve months or mandated by the subject company for any other assignment in the past twelve months.

MSFL or its associates have not received any compensation for brokerage services from the subject company in the past twelve months.

MSFL or its associates have not received any compensation for products or services other than investment banking or merchant banking or brokerage services from the subject company in the past twelve months. MSFL or its associates have not received any compensation or other benefits from the subject company or third party in connection with the research report.

MSFL encourages independence in research report preparation and strives to minimize conflict in preparation of research report. MSFL or its analysts did not receive any compensation or other benefits from the subject Company or third party in connection with the preparation of the research report. MSFL or its Research Analysts do not have any material conflict of interest at the time of publication of this report.

It is confirmed that Mr. Varun Gupta Research Analysts of this report have not received any compensation from the companies mentioned in the report in the preceding twelve months .

Compensation of our Research Analysts is not based on any specific merchant banking, investment banking or brokerage service transactions. The Research analysts for this report certifies that all of the views expressed in this report accurately reflect his or her personal views about the subject company or companies and its or their securities, and no part of his or her compensation was, is or will be, directly or indirectly related to specific recommendations or views expressed in this report. The research analysts for this report has not served as an officer, director or employee of the subject company.

MSFL or its research analysts have not engaged in market making activity for the subject company Our sales people, traders, and other professionals or affiliates may provide oral or written market commentary or trading strategies to our clients that reflect opinions that are contrary to the opinions expressed herein, and our proprietary trading and investing businesses may make investment decisions that are inconsistent with the recommendations expressed herein. In reviewing these materials, you should be aware that any or all the foregoing, among other things, may give rise to real or potential conflicts of interest.

MSFL and its associates, their directors and employees may (a) from time to time, have a long or short position in, and buy or sell the securities of the subject company or (b) be engaged in any other transaction involving such securities and earn brokerage or other compensation or act as a market maker in the financial instruments of the subject company or act as an advisor or lender/borrower to the subject company or may have any other potential conflict of interests with respect to any recommendation and other related information and opinions.

MSFL does not claim to be an invitation or an offer to buy or sell any financial instrument. Our Clients (Paid Or Unpaid), Any third party or anyone else have no rights to forward or share our calls or SMS or Reports or Any Information Provided by us to/ with anyone which is received directly or indirectly by them. If found so then Serious Legal Actions can be taken. By accessing Moneysukh.com or any of its associate/group sites, you have read, understood and agree to be legally bound by the terms of the following disclaimer and user agreement. The views and investment tips expressed by investment experts through sms or on Moneysukh.com are their own, and not that of the website or its management. Moneysukh.com advises users to check with certified experts before taking any investment decision.

Stock trading is inherently risky and you agree to assume complete and full responsibility for the outcomes of all trading decisions that you make, including but not limited to loss of capital. None of the stock trading calls made by Moneysukh.com should be construed as an offer to buy or sell securities, nor advice to do so. All comments and posts made by Moneysukh.com, and employees/owners are for information purposes only and under no circumstances should be used for actual trading. Under no circumstances should any person at this site make trading decisions based solely on the information discussed herein. You agree to not make actual stock trades based on comments on the site, nor on any techniques presented nor discussed in this site or any other form of information presentation. All information is for educational and informational use only. You agree to consult with a registered investment advisor, prior to making any trading decision of any kind. You agree, by accessing this or any associated site, Moneysukh.com bears no liability for any postings on the website or actions of associate site. We reserve the right to deny service to anyone. You, and not Moneysukh.com, assume the entire cost and risk of any trading you are suggested to undertake. You are solely responsible for making your own investment decisions. If you choose to engage in such transactions with or without seeking advice from a licensed and qualified financial advisor or entity, then such decision and any consequences flowing there from are your sole responsibility. The information and commentaries are not meant to be an endorsement or offering of any stock purchase. They are meant to be a guide only, which must be tempered by the investment experience and independent decision making process of the subscriber. Moneysukh.com or any employees are in no way liable for the use of the information by others in investing or trading in investment vehicles utilizing the principles disclosed herein. The materials and information in, and provided by, this site are not, and should not be construed as an offer to buy or sell any of the securities named in materials, services, or on-line postings. We encourage all investors to use the information on the site as a resource only to further their own research on all featured companies, stocks, sectors, markets and information presented on the site.