

LAST SESSION DATA MATRIX

Index	Current	Change
NIFTY 50 Pre Open	10,235.55	-69.75
NIFTY 50	10,288.90	-16.40
NIFTY NEXT 50	25,931.05	19.10
NIFTY 100	10,486.55	-13.35
NIFTY 200	5,359.45	-1.05
NIFTY 500	8,499.90	3.65
NIFTY MIDCAP 50	4,168.95	36.85
NIFTY MIDCAP 100	14,941.40	131.45
NIFTY SMLCAP 100	4,694.50	23.95
NIFTY BANK	21,506.15	79.35
NIFTY AUTO	6,737.85	-4.95
NIFTY FIN	10,585.60	28.90
NIFTY FMCG	30,113.25	625.85
NIFTY IT	14,411.20	-170.25
NIFTY MEDIA	1,401.10	-5.55
S&P BSE SENSEX	34,842.00	-2700.00%

TURNOVER

Product	Contracts	IN (cr.)*
Index Futures	10,14,549	60,439.74
Stock Futures	16,19,867	97,918.73
Index Options	7,22,07,633	39,46,830.98
Stock Options	9,32,761	57,753.82
F&O Total	7,57,74,810	41,62,943.27







GAINERS

Symbol	LTP	% chng
ITC	202.50	5.55
HEROMOTOCO	2,565.00	2.86
BAIFINANCE	2,990.00	1.89
KOTAKBANK	1,367.15	1.73
GAIL	103.10	1.68

LOSERS

ASIANPAINT	1,692.55	-3.13
HINDALCO	147.85	-2.34
IOC	85.25	-2.12
EICHERMOT	18,049.00	-2.1
HCLTECH	548.40	-2

FIRST LIGHT HEADINGS

-  Indian steel manufacturers expect green shoots for industry after July
-  Developing a range of products for US, EU markets: Aurobindo Pharma
-  ICICI Bank mulls raising up to \$3 billion in stake sale: Report
-  Cabinet approves 2% interest subvention for Shishu-Mudra loans
-  Fuel price hike: Diesel price crosses Rs 80 mark in Delhi, Petrol at Rs 79.92/litre
-  Banks sanction over Rs 75,000-cr loans to MSMEs under credit guarantee

MARKET INSIGHT

On Jun 25 : Benchmark indices ended marginally lower in the volatile session with Nifty finished June F&O series below 10,300 level. At close, the Sensex was down 26.88 points or 0.08% at 34842.10, and the Nifty was down 16.40 points or 0.16% at 10288.90. About 1477 shares have advanced, 1130 shares declined, and 158 shares are unchanged. ITC, Hero MotoCorp, Bajaj Finance, Kotak Mahindra Bank and HUL were among major gainers on the Nifty, while losers were Asian Paints, Hindalco Industries, IOC, Adani Ports and Shree Cements. Among sectors, except FMCG and pharma other indices ended lower, while BSE Midcap and Smallcap indices ended higher.

Foreign broking house CLSA has maintained sell rating but raised target to Rs 4,700 from Rs 4,235 per share, reported CNBC-TV18.

Indian Overseas Bank in the Q4 reported net profit at Rs 143.8 crore against loss of Rs 1,985.2 crore in the same quarter last fiscal.

Net Interest Income (NII) of the company rose 3.6 percent at Rs 1,531.8 crore versus Rs 1,479 crore, YoY.

Symbol	Last	% Change	Traded	Volume(lacs)
ITC	202.5	1,499.12	282.9	134.6
HEROMOTOCO	2,565.00	836.87	3,022.90	1,475.00
BAIFINANCE	2,990.00	4,730.38	4,923.40	1,783.00
KOTAKBANK	1,367.15	1,364.35	1,740.00	1,001.00
GAIL	103.1	542.67	157.38	65
VEDL	110.95	294.25	180	60.2
HINDUNILVR	2,157.20	1,776.71	2,614.30	1,659.05
CIPLA	637.95	369.05	692.5	355.3
ICICIBANK	350.5	2,438.51	552.2	268.3
SBIN	185.7	1,356.65	373.8	149.45
SUNPHARMA	487.2	338.36	512.7	312
NESTLEIND	16,800.00	284.88	18,369.95	11,265.00
HDFCBANK	1,035.00	3,626.13	1,305.50	738.75
ISWSTEEL	194.2	185.31	296.75	132.5
UPL	445	177.77	709.05	240.15
MARUTI	5,756.00	731.62	7,758.70	4,001.10
BAJAJ-AUTO	2,817.00	382.09	3,315.15	1,788.65
BHARTIARTL	557	867.53	612	321.15
POWERGRID	178.25	413.28	216.25	122.15
BRITANNIA	3,440.45	188.71	3,708.00	2,100.00

MARKET OUTLOOK- CAUTIOUSLY OPTIMISTIC



Quantitative Analysis : Indian markets remained volatile on June 25, tracking muted trends in other Asian markets and as traders rolled over their positions from June series to July series. The S&P BSE Sensex failed to close above 35,000 while the Nifty50 ended a shade below 10,300. World stocks slipped to their lowest in over a week as a surge in US coronavirus cases and an IMF warning of a nearly 5 percent drop in the global economy dented sentiment. The Sensex fell 26 points to close at 34,842 while the Nifty50 ends at 10,288, 16 points down. Sectorally, action was seen in FMCG, healthcare, Bankex, and finance stocks while profit-taking was seen in IT, realty, oil & gas, and metals.

For the upcoming sessions we expect some profit booking in our spot index however 10190-150 could be the crucial support zone. On the flip side indexbull run may found some strong resistance around 10580-600..

Index	Support 2	Support 1	Previous Close	Resistance 1	Resistance 2	Trend
SENSEX	33866	34354	34842	35278	35713	Rangebound
NIFTY 50	10001	10145	10289	10418	10546	Rangebound
NIFTY BANK	20904	21205	21506	21775	22044	Rangebound



CORPORATE ACTIONS

Symbol	Face Value(Rs.)	Purpose	Ex-Date	Record Date
116GS2020	100	Interest Payment	25-Jun-20	26-Jun-20
GHCL	10	Annual General Meeting	26-Jun-20	29-Jun-20
NATCOPHARM	2	Interim Dividend - Re 1 Per Share	26-Jun-20	29-Jun-20
CASTROLIND	5	Interim Dividend - Rs 3 Per Share	26-Jun-20	29-Jun-20
83GS2042	100	Interest Payment	26-Jun-20	29-Jun-20
NAM-INDIA	10	Dividend - Rs 2 Per Share	29-Jun-20	30-Jun-20
SANOFI	10	Dividend - Rs 106 Per Share Special Dividend 243 Per Share	29-Jun-20	-
BRITANNIA	1	Annual General Meeting	29-Jun-20	-
SUNDARMHLD	5	Annual General Meeting/Dividend - Rs 0.50 Per Share	30-Jun-20	-
HEXAWARE	2	Interim Dividend - Rs 3 Per Share	30-Jun-20	1-Jul-20
TRIDENT	1	Annual General Meeting	30-Jun-20	-
83GS2040	100	Interest Payment	30-Jun-20	1-Jul-20
LAURUSLABS	10	Annual General Meeting/Dividend - Re 1 Per Share	1-Jul-20	-
TATAINVEST	10	Annual General Meeting/Dividend - Rs 18 Per Share	1-Jul-20	-
DCBBANK	10	Annual General Meeting	2-Jul-20	4-Jul-20
MPHASIS	10	Annual General Meeting/Dividend - Rs 35 Per Share	2-Jul-20	-
KARDA	10	Face Value Split (Sub-Division) - From Rs 10/- Per Share To Rs 2/- Per Share	2-Jul-20	3-Jul-20
JUSTDIAL	10	Buyback	2-Jul-20	3-Jul-20
RELIANCE	10	Dividend - Rs 6.50 Per Share	2-Jul-20	3-Jul-20
NEULANDLAB	10	Annual General Meeting	2-Jul-20	-
SWARAJENG	10	Dividend - Rs 25 Per Share Special Dividend - Rs 15 Per Share	2-Jul-20	-
HINDPETRO	10	Dividend - Rs 9.75 Per Share	2-Jul-20	-
BIRLAMONEY	1	Annual General Meeting	2-Jul-20	-
BALRAMCHIN	1	Buyback	2-Jul-20	3-Jul-20
SUNDARMFIN	10	Annual General Meeting/Dividend - Rs 3 Per Share	2-Jul-20	-
JSWSTEEL	1	Dividend - Rs 2 Per Share	6-Jul-20	-
717GS2028	100	Interest Payment	6-Jul-20	7-Jul-20
MINDTREE	10	Annual General Meeting/Dividend - Rs 10 Per Share	6-Jul-20	-
HINDNATGLS	2	Annual General Meeting	6-Jul-20	-
833GS2026	100	Interest Payment	7-Jul-20	8-Jul-20
LTTS	2	Annual General Meeting/Dividend - Rs 13.50 Per Share	8-Jul-20	-
BOMDYEING	2	Dividend - Rs 0.20 Per Share	8-Jul-20	-
WIPRO	2	Annual General Meeting	8-Jul-20	-
ONWARDTEC	10	Annual General Meeting/Dividend - Rs 1.50 Per Sh	8-Jul-20	-
LTI	1	Annual General Meeting/Dividend - Rs 15.50 Per Share	9-Jul-20	11-Jul-20
SHANTIGEAR	1	Annual General Meeting	9-Jul-20	-
HDFCAMC	5	Annual General Meeting/Dividend - Rs 28 Per Sh	9-Jul-20	-
RBLBANK	10	Annual General Meeting	9-Jul-20	-
759GS2026	100	Interest Payment	9-Jul-20	10-Jul-20
HDFC	2	Annual General Meeting/Dividend - Rs 21 Per Share	9-Jul-20	-
ADVENZYMES	2	Annual General Meeting/Dividend - Rs 0.60 Per Share	9-Jul-20	-
726GS2029	100	Interest Payment	10-Jul-20	13-Jul-20
CSBBANK	10	Annual General Meeting	10-Jul-20	-
617GS2021	100	Interest Payment	13-Jul-20	14-Jul-20
DRREDDY	5	Annual General Meeting/Dividend - Rs 25 Per Share	13-Jul-20	-

Data Source-NSE,BSE

For Private Circulation Only

For Our Clients Only

KEY SUPPORT & RESISTANCE OF NIFTY50 STOCKS

COMPANY	PREVIOUS CLOSE	RESISTANCE		SUPPORT	
		R1	R2	S1	S2
I T C	202.5	205	208	200	197
HEROMOTOCO	2,565.00	2597	2629	2529	2493
BAIFINANCE	2990	3027	3065	2948	2906
KOTAKBANK	1,367.15	1384	1401	1348	1329
GAIL	103.10	104	106	102	100
VEDL	110.95	112	114	109	108
HINDUNILVR	2157.2	2184	2211	2127	2097
CIPLA	637.95	646	654	629	620
ICICIBANK	350.50	355	359	346	341
SBIN	185.7	188	190	183	181
SUNPHARMA	487.2	493	499	480	474
NESTLEIND	16,800.00	17010	17220	16565	16330
HDFCBANK	1,035.00	1048	1061	1021	1006
ISWSTEEL	194.2	197	199	191	189
UPL	445	451	456	439	433
MARUTI	5756	5828	5900	5675	5595
BAJAJ-AUTO	2,817.00	2852	2887	2778	2738
BHARTIARTL	557	564	571	549	541
POWERGRID	178.25	180	183	176	173
BRITANNIA	3440.45	3483	3526	3392	3344
WIPRO	217.75	220	223	215	212
ONGC	82.9	84	85	82	81
RELIANCE	1719	1740	1762	1695	1671
BAJAJFINSV	6012.25	6087	6163	5928	5844
ULTRACEMCO	3799.85	3847	3895	3747	3693
TATAMOTORS	104	105	107	103	101
ZEEL	172.75	175	177	170	168
DRREDDY	4004.45	4055	4105	3948	3892
GRASIM	607.45	615	623	599	590
TATASTEEL	322.55	327	331	318	314
HDFC	1775.95	1798	1820	1751	1726
INDUSINDBK	475.85	482	488	469	463
TECHM	554.05	561	568	546	539
TITAN	975.8	988	1000	962	948
TCS	2015.4	2041	2066	1987	1959
LT	942.65	954	966	929	916
AXISBANK	418.90	424	429	413	407
INFRA TEL	229.5	232	235	226	223
COALINDIA	139.20	141	143	137	135
M & M	506.7	513	519	500	493
NTPC	95.4	97	98	94	93
BPCL	372	377	381	367	362
ADANI PORTS	345.50	350	354	341	336
SHREECEM	22148	22425	22702	21838	21528
INFY	700.7	709	718	691	681
HCLTECH	548.40	555	562	541	533
EICHERMOT	18049	18275	18500	17796	17544
IOC	85.25	86	87	84	83
HINDALCO	147.85	150	152	146	144
ASIANPAINT	1692.55	1714	1735	1669	1645

NAME	DESIGNATION	E-MAIL
Varun Gupta	Head - Research	varungupta@moneysukh.com



SEBI REGISTRATION NO - INH100003274

(UNDER RESEARCH ANALYSTS REGULATIONS , 2014)

For more copies or other information, please send your query at research@moneysukh.com

Note : Please refer our Derivative Report for recommendation on OPTION STRATEGIES.

STANDARD DISCLOSURES AS PER RESEARCH ANALYSTS REGULATIONS, 2014

DISCLAIMER/DISCLOSURES ANALYST CERTIFICATION

We/I, Mr. Varun Gupta Research Analysts, authors and the names subscribed to this report, of Mansukh Securities & Finance Ltd. hereby certify that all of the views expressed in this research report accurately reflect our views about the subject issuer(s) or securities. We also certify that no part of our compensation was, is, or will be directly or indirectly related to the specific recommendation(s) or view(s) in this report.

Terms & conditions and other disclosures:

Mansukh Securities & Finance Ltd, (hereinafter referred to as "MSFL") is engaged in the business of Stock Broking, and Depository Participant . This document has been prepared by the Research Division of MSFL and is meant for use by the recipient only as information and is not for circulation. This document is not to be reported or copied or made available to others without prior permission of MSFL. It should not be considered or taken as an offer to sell or a solicitation to buy or sell any security.

The information contained in this report has been obtained from sources that are considered to be reliable. However, MSFL has not independently verified the accuracy or completeness of the same. Neither MSFL nor any of its affiliates, its directors or its employees accepts any responsibility of whatsoever nature for the information, statements and opinion given, made available or expressed herein or for any omission therein.

Recipients of this report should be aware that past performance is not necessarily a guide to future performance and value of investments can go down as well. The suitability or otherwise of any investments will depend upon the recipient's particular circumstances and, in case of doubt, advice should be sought from an independent expert/ advisor.

Either MSFL or its affiliates or its directors or its employees or its representatives or its clients or their relatives may have position(s), make market, act as principal or engage in transactions of securities of companies referred to in this report and they may have used the research material prior to publication.

MSFL submits that no material disciplinary action has been taken on us by any Regulatory Authority impacting Equity Research Analysis activities.

MSFL or its research analysts or its associates or his relatives do not have any financial interest in the subject company. MSFL or its research analysts or its associates or his relatives do not have actual/beneficial ownership of one per cent or more securities of the subject company at the end of the month immediately preceding the date of publication of the research report. MSFL or its research analysts or its associates or his relatives do not have any material conflict of interest at the time of publication of the research report.

MSFL or its associates have not received any compensation from the subject company in the past twelve months.

MSFL or its associates have not managed or co-managed public offering of securities for the subject company in the past twelve months or mandated by the subject company for any other assignment in the past twelve months.

MSFL or its associates have not received any compensation for brokerage services from the subject company in the past twelve months.

MSFL or its associates have not received any compensation for products or services other than investment banking or merchant banking or brokerage services from the subject company in the past twelve months. MSFL or its associates have not received any compensation or other benefits from the subject company or third party in connection with the research report.

MSFL encourages independence in research report preparation and strives to minimize conflict in preparation of research report. MSFL or its analysts did not receive any compensation or other benefits from the subject Company or third party in connection with the preparation of the research report. MSFL or its Research Analysts do not have any material conflict of interest at the time of publication of this report.

It is confirmed that Mr. Varun Gupta Research Analysts of this report have not received any compensation from the companies mentioned in the report in the preceding twelve months .

Compensation of our Research Analysts is not based on any specific merchant banking, investment banking or brokerage service transactions. The Research analysts for this report certifies that all of the views expressed in this report accurately reflect his or her personal views about the subject company or companies and its or their securities, and no part of his or her compensation was, is or will be, directly or indirectly related to specific recommendations or views expressed in this report. The research analysts for this report has not served as an officer, director or employee of the subject company.

MSFL or its research analysts have not engaged in market making activity for the subject company Our sales people, traders, and other professionals or affiliates may provide oral or written market commentary or trading strategies to our clients that reflect opinions that are contrary to the opinions expressed herein, and our proprietary trading and investing businesses may make investment decisions that are inconsistent with the recommendations expressed herein. In reviewing these materials, you should be aware that any or all the foregoing, among other things, may give rise to real or potential conflicts of interest.

MSFL and its associates, their directors and employees may (a) from time to time, have a long or short position in, and buy or sell the securities of the subject company or (b) be engaged in any other transaction involving such securities and earn brokerage or other compensation or act as a market maker in the financial instruments of the subject company or act as an advisor or lender/borrower to the subject company or may have any other potential conflict of interests with respect to any recommendation and other related information and opinions.

MSFL does not claim to be an invitation or an offer to buy or sell any financial instrument. Our Clients (Paid Or Unpaid), Any third party or anyone else have no rights to forward or share our calls or SMS or Reports or Any Information Provided by us to/ with anyone which is received directly or indirectly by them. If found so then Serious Legal Actions can be taken. By accessing Moneysukh.com or any of its associate/group sites, you have read, understood and agree to be legally bound by the terms of the following disclaimer and user agreement. The views and investment tips expressed by investment experts through sms or on Moneysukh.com are their own, and not that of the website or its management. Moneysukh.com advises users to check with certified experts before taking any investment decision.

Stock trading is inherently risky and you agree to assume complete and full responsibility for the outcomes of all trading decisions that you make, including but not limited to loss of capital. None of the stock trading calls made by Moneysukh.com should be construed as an offer to buy or sell securities, nor advice to do so. All comments and posts made by Moneysukh.com, and employees/owners are for information purposes only and under no circumstances should be used for actual trading. Under no circumstances should any person at this site make trading decisions based solely on the information discussed herein. You agree to not make actual stock trades based on comments on the site, nor on any techniques presented nor discussed in this site or any other form of information presentation. All information is for educational and informational use only. You agree to consult with a registered investment advisor, prior to making any trading decision of any kind. You agree, by accessing this or any associated site, Moneysukh.com bears no liability for any postings on the website or actions of associate site. We reserve the right to deny service to anyone. You, and not Moneysukh.com, assume the entire cost and risk of any trading you are suggested to undertake. You are solely responsible for making your own investment decisions. If you choose to engage in such transactions with or without seeking advice from a licensed and qualified financial advisor or entity, then such decision and any consequences flowing there from are your sole responsibility. The information and commentaries are not meant to be an endorsement or offering of any stock purchase. They are meant to be a guide only, which must be tempered by the investment experience and independent decision making process of the subscriber. Moneysukh.com or any employees are in no way liable for the use of the information by others in investing or trading in investment vehicles utilizing the principles disclosed herein. The materials and information in, and provided by, this site are not, and should not be construed as an offer to buy or sell any of the securities named in materials, services, or on-line postings. We encourage all investors to use the information on the site as a resource only to further their own research on all featured companies, stocks, sectors, markets and information presented on the site.