





## LAST SESSION DATA MATRIX

Index	Current	Change
NIFTY 50	10,305.30	-1.58%
NIFTY NEXT 50	25,911.95	-1.06%
NIFTY 100	10,499.90	-1.51%
NIFTY 200	5,360.50	-1.50%
NIFTY 500	8,496.25	-1.45%
NIFTY MIDCAP 50	4,132.10	-1.84%
NIFTY MIDCAP 100	14,809.95	-1.41%
NIFTY SMLCAP 100	4,670.55	-1.80%
INDIA VIX	30.00	2.24%
NIFTY BANK	21,426.80	-3.76%
NIFTY AUTO	6,742.80	-0.68%
NIFTY FIN SERVICE	10,556.70	-2.98%
NIFTY FMCG	29,487.40	0.45%
NIFTY IT	14,581.45	-0.67%
NIFTY MEDIA	1,406.65	-2.94%
S&P BSE SENSEX	34,869.00	1.58%
TURNOVER		
Product	Contracts	IN (cr.)*
Index Futures	6,71,057	38,498.04
Stock Futures	20,56,417	1,21,347.95
Index Options	1,92,87,844	11,32,645.14
Stock Options	14,95,905	90,211.10
GAINERS		
Symbol	LTP	% chng
Symbol	LTP	% chng
ASIANPAINT	1,748.00	3.81
ITC	192.10	3.36
EICHERMOT	18,449.95	3.12
HEROMOTOCO	2,490.05	2.94
LOSERS		
Symbol	LTP	% chng
ICICIBANK	349.35	-7.12
INDUSINDBK	485.85	-6.64
POWERGRID	177.9	-5.09
HINDALCO	151.10	-4.58
ZEEL	174.00	-4.37

## FIRST LIGHT HEADINGS

-  Suven Pharma cracks 10% after rallying 61% in previous 5 sessions
-  COVID-19 impact: Cognizant lays off bench employees as business takes a hit
-  After ICRA, CARE downgrade, Yes Bank says has enough liquidity to meet all obligations
-  Cabinet approves 2% interest subvention for Shishu-Mudra loans, urban & multi-state cooperative banks brought under RBI

## MARKET INSIGHT

**On Jun 24 :** Markets settled with a cut of over one and a half percent, taking a breather after the recent rally. Initially, the benchmark opened higher, taking cues from firm global cues but profit-taking gradually pushed the index lower as the session progressed. The existence of major hurdles at 10,550(200 EMA) in Nifty combined with caution ahead of the monthly derivatives expiry pushed the bulls slightly on the back foot. Finally, the Nifty index ended near the 10,300 mark. Amongst the sectors, barring FMCG all the other indices ended in losses with Banking, telecom, power and realty being the top losers. Benchmark indices had a volatile session on June 24 but slipped in the later part of the day. Sensex is down 561.45 points or 1.58% at 34868.98, and the Nifty down 165.70 points or 1.58% at 10305.30. About 1245 shares have advanced, 1429 shares declined, and 134 shares are unchanged. Among the sectors, banks, metals and pharma were the worst hit down 2-3 percent while the BSE midcap and smallcap indices shed a percent each at close.

Shares of Suven Pharmaceuticals were locked in 10 percent lower circuit after showing massive rally in previous five consecutive sessions. Post de-merger, the pharma business will be largely driven by two cash cow segments i.e. innovative CRAMS and speciality chemicals.

INSTRUMENT	CMP	%CHANGE	CONTRACTS	VOLUME(CR)
NIFTY 50	10,305.30	-1.58	854799801	413,939,927,391.18
ASIANPAINT	1,748.00	3.81	11545936	20,413,907,604.16
ITC	192.1	3.36	54653037	10,513,058,197.32
EICHERMOT	18,449.95	3.12	338392	6,166,273,773.76
HEROMOTOCO	2,490.05	2.94	3354530	8,423,895,736.00
GAIL	102.15	2.92	37394693	3,793,317,657.92
NESTLEIND	16,730.00	1.1	201086	3,366,113,281.62
TATAMOTORS	105.15	0.72	125462474	13,543,674,068.30
RELIANCE	1,732.50	0.67	23808524	41,418,498,776.60
TECHM	561	0.39	3500487	1,963,983,236.22
TCS	2,042.00	0.33	2560951	5,255,122,671.02
VEDL	110	-	28610666	3,163,767,446.28
LT	965	-0.27	11985144	11,624,271,314.16
M&M	515	-0.27	7569986	3,935,257,222.10
INFRADEL	231.25	-0.47	10264786	2,385,638,914.26
INFY	715.25	-0.75	10220908	7,333,194,862.76

## MARKET OUTLOOK- CAUTIOUSLY OPTIMISTIC



**Quantitative Analysis :** Markets settled with a cut of over one and a half percent, taking a breather after the recent rally. Initially, the benchmark opened higher, taking cues from firm global cues but profit-taking gradually pushed the index lower as the session progressed. The existence of major hurdles at 10,550(200 EMA) in Nifty combined with caution ahead of the monthly derivatives expiry pushed the bulls slightly on the back foot. Finally, the Nifty index ended near the 10,300 mark. Amongst the sectors, barring FMCG all the other indices ended in losses with Banking, telecom, power and realty being the top losers.

For the upcoming sessions we expect some profit booking in our spot index however 10190-150 could be the crucial support zone. On the flip side indexbull run may found some strong resistance around 10580-600..

Index	Support 2	Support 1	Previous Close	Resistance 1	Resistance 2	Trend
SENSEX	33893	34381	34869	35305	35741	Rangebound
NIFTY 50	10016	10161	10305	10434	10563	Rangebound
NIFTY BANK	20827	21127	21427	21695	21963	Rangebound



## CORPORATE ACTIONS

Symbol	Face Value (Rs.)	Purpose	Ex-Date	Record Date
SHREDIGCEM	10	Dividend - Rs 1.50 Per Share	22-Jun-20	23-Jun-20
TATACHEM	10	Annual General Meeting/ Dividend - Rs 11 Per Share	22-Jun-20	-
TECHIN	10	Annual General Meeting	22-Jun-20	-
IL&FSTRANS	10	Annual General Meeting	22-Jun-20	-
IIFLSEC	2	Annual General Meeting	22-Jun-20	-
IIFL	2	Annual General Meeting	22-Jun-20	-
AGRITECH	10	Annual General Meeting	23-Jun-20	-
BAYERCROP	10	Interim Dividend - Rs 90 Per Share	23-Jun-20	24-Jun-20
RSYSTEMS	1	Annual General Meeting	24-Jun-20	-
679GS2029	100	Interest Payment	24-Jun-20	25-Jun-20
116GS2020	100	Interest Payment	25-Jun-20	26-Jun-20
83GS2042	100	Interest Payment	26-Jun-20	29-Jun-20
CASTROLIND	5	Interim Dividend - Rs 3 Per Share	26-Jun-20	29-Jun-20
GHCL	10	Annual General Meeting	26-Jun-20	29-Jun-20
NATCOPHARM	2	Interim Dividend - Re 1 Per Share	26-Jun-20	29-Jun-20
BRITANNIA	1	Annual General Meeting	29-Jun-20	-
SANOFI	10	Dividend - Rs 106 Per Share Special Dividend 243 Per Share	29-Jun-20	-
83GS2040	100	Interest Payment	30-Jun-20	1-Jul-20
HEXAWARE	2	Interim Dividend	30-Jun-20	1-Jul-20
SUNDARMLD	5	Annual General Meeting/Dividend - Rs 0.50 Per Share	30-Jun-20	-
LAURUSLABS	10	Annual General Meeting/Dividend - Re 1 Per Share	1-Jul-20	-
TATAINVEST	10	Annual General Meeting/Dividend - Rs 18 Per Share	1-Jul-20	-
NEULANDLAB	10	Annual General Meeting	2-Jul-20	-
HINDPETRO	10	Dividend - Rs 9.75 Per Share	2-Jul-20	-
BIRLAMONEY	1	Annual General Meeting	2-Jul-20	-
SWARAJENG	10	Dividend - Rs 25 Per Share Special Dividend - Rs 15 Per Share	2-Jul-20	-
SUNDARMFIN	10	Annual General Meeting/Dividend - Rs 3 Per Share	2-Jul-20	-
MPHASIS	10	Annual General Meeting/Dividend - Rs 35 Per Share	2-Jul-20	-
JSWSTEEL	1	Dividend - Rs 2 Per Share	6-Jul-20	-
717GS2028	100	Interest Payment	6-Jul-20	7-Jul-20
HINDNATGLS	2	Annual General Meeting	6-Jul-20	-
MINDTREE	10	Annual General Meeting/Dividend - Rs 10 Per Share	6-Jul-20	-
833GS2026	100	Interest Payment	7-Jul-20	8-Jul-20
BOMDYEING	2	Dividend - Rs 0.20 Per Share	8-Jul-20	-
WIPRO	2	Annual General Meeting	8-Jul-20	-
RBLBANK	10	Annual General Meeting	9-Jul-20	-
HDFCAMC	5	Annual General Meeting/Dividend - Rs 28 Per Sh	9-Jul-20	-
HDFC	2	Annual General Meeting/Dividend - Rs 21 Per Share	9-Jul-20	-
ADVENZYMES	2	Annual General Meeting/Dividend - Rs 0.60 Per Share	9-Jul-20	-
759GS2026	100	Interest Payment	9-Jul-20	10-Jul-20
SHANTIGEAR	1	Annual General Meeting	9-Jul-20	-
726GS2029	100	Interest Payment	10-Jul-20	13-Jul-20
DRREDDY	5	Annual General Meeting/Dividend - Rs 25 Per Share	13-Jul-20	-
617GS2021	100	Interest Payment	13-Jul-20	14-Jul-20

Data Source-NSE,BSE

## KEY SUPPORT & RESISTANCE OF NIFTY50 STOCKS

COMPANY	PREVIOUS CLOSE	RESISTANCE		SUPPORT	
		R1	R2	S1	S2
ASIANPAINT	1748	1770	1792	1724	1699
ITC	192.10	195	197	189	187
EICHERMOT	18449.95	18681	18911	18192	17933
HEROMOTOCO	2,490.05	2521	2552	2455	2420
GAIL	102.15	103	105	101	99
NESTLEIND	16,730.00	16939	17148	16496	16262
TATAMOTORS	105.15	106	108	104	102
RELIANCE	1732.5	1754	1776	1708	1684
TECHM	561.00	568	575	553	545
TCS	2042	2068	2093	2013	1985
VEDL	110	111	113	108	107
LT	965.00	977	989	951	938
M & M	515.00	521	528	508	501
INFRA TEL	231.25	234	237	228	225
INFY	715.25	724	733	705	695
BRITANNIA	3440	3483	3526	3392	3344
TITAN	990.90	1003	1016	977	963
WIPRO	218.6	221	224	216	212
ADANI PORTS	352.20	357	361	347	342
GRASIM	616.3	624	632	608	599
HDFCBANK	1,031.95	1045	1058	1018	1003
HINDUNILVR	2133	2160	2186	2103	2073
SHREECEM	22476.9	22758	23039	22162	21848
COALINDIA	141.85	144	145	140	138
DRREDDY	4049.8	4100	4151	3993	3936
BAJAJ-AUTO	2809.8	2845	2880	2770	2731
TATASTEEL	325.85	330	334	321	317
MARUTI	5760	5832	5904	5679	5599
HDFC	1,797.65	1820	1843	1772	1747
BAJFINANCE	2954	2991	3028	2913	2871
IOC	87	88	89	86	85
ULTRACEMCO	3,828.00	3876	3924	3774	3721
KOTAKBANK	1,346.00	1363	1380	1327	1308
SUNPHARMA	483.95	490	496	477	470
BPCL	379	384	388	374	368
HCLTECH	561	568	575	553	545
ONGC	82.70	84	85	82	80
BHARTIARTL	558.55	566	573	551	543
ISWSTEEL	194.50	197	199	192	189
UPL	446.4	452	458	440	434
BAJAJFINSV	6089.35	6165	6242	6004	5919
NTPC	97.05	98	99	96	94
CIPLA	633.10	641	649	624	615
AXISBANK	425.4	431	436	419	413
SBIN	184.5	187	189	182	179
ZEEL	174.00	176	178	172	169
HINDALCO	151.1	153	155	149	147
POWERGRID	177.9	180	182	175	173
INDUSINDBK	485.85	492	498	479	472
ICICIBANK	349.35	354	358	344	340

For Private Circulation Only

For Our Clients Only

NAME	DESIGNATION	E-MAIL
Varun Gupta	Head - Research	varungupta@moneysukh.com



## SEBI REGISTRATION NO - INH100003274

(UNDER RESEARCH ANALYSTS REGULATIONS , 2014)

For more copies or other information, please send your query at [research@moneysukh.com](mailto:research@moneysukh.com)

**Note : Please refer our Derivative Report for recommendation on OPTION STRATEGIES.**

### STANDARD DISCLOSURES AS PER RESEARCH ANALYSTS REGULATIONS, 2014

#### DISCLAIMER/DISCLOSURES ANALYST CERTIFICATION

We/I, Mr. Varun Gupta Research Analysts, authors and the names subscribed to this report, of Mansukh Securities & Finance Ltd. hereby certify that all of the views expressed in this research report accurately reflect our views about the subject issuer(s) or securities. We also certify that no part of our compensation was, is, or will be directly or indirectly related to the specific recommendation(s) or view(s) in this report.

Terms & conditions and other disclosures:

Mansukh Securities & Finance Ltd, (hereinafter referred to as "MSFL") is engaged in the business of Stock Broking, and Depository Participant . This document has been prepared by the Research Division of MSFL and is meant for use by the recipient only as information and is not for circulation. This document is not to be reported or copied or made available to others without prior permission of MSFL. It should not be considered or taken as an offer to sell or a solicitation to buy or sell any security.

The information contained in this report has been obtained from sources that are considered to be reliable. However, MSFL has not independently verified the accuracy or completeness of the same. Neither MSFL nor any of its affiliates, its directors or its employees accepts any responsibility of whatsoever nature for the information, statements and opinion given, made available or expressed herein or for any omission therein.

Recipients of this report should be aware that past performance is not necessarily a guide to future performance and value of investments can go down as well. The suitability or otherwise of any investments will depend upon the recipient's particular circumstances and, in case of doubt, advice should be sought from an independent expert/ advisor.

Either MSFL or its affiliates or its directors or its employees or its representatives or its clients or their relatives may have position(s), make market, act as principal or engage in transactions of securities of companies referred to in this report and they may have used the research material prior to publication.

**MSFL submits that no material disciplinary action has been taken on us by any Regulatory Authority impacting Equity Research Analysis activities.**

MSFL or its research analysts or its associates or his relatives do not have any financial interest in the subject company. MSFL or its research analysts or its associates or his relatives do not have actual/beneficial ownership of one per cent or more securities of the subject company at the end of the month immediately preceding the date of publication of the research report. MSFL or its research analysts or its associates or his relatives do not have any material conflict of interest at the time of publication of the research report.

MSFL or its associates have not received any compensation from the subject company in the past twelve months.

MSFL or its associates have not managed or co-managed public offering of securities for the subject company in the past twelve months or mandated by the subject company for any other assignment in the past twelve months.

MSFL or its associates have not received any compensation for brokerage services from the subject company in the past twelve months.

MSFL or its associates have not received any compensation for products or services other than investment banking or merchant banking or brokerage services from the subject company in the past twelve months. MSFL or its associates have not received any compensation or other benefits from the subject company or third party in connection with the research report.

MSFL encourages independence in research report preparation and strives to minimize conflict in preparation of research report. MSFL or its analysts did not receive any compensation or other benefits from the subject Company or third party in connection with the preparation of the research report. MSFL or its Research Analysts do not have any material conflict of interest at the time of publication of this report.

It is confirmed that Mr. Varun Gupta Research Analysts of this report have not received any compensation from the companies mentioned in the report in the preceding twelve months .

Compensation of our Research Analysts is not based on any specific merchant banking, investment banking or brokerage service transactions. The Research analysts for this report certifies that all of the views expressed in this report accurately reflect his or her personal views about the subject company or companies and its or their securities, and no part of his or her compensation was, is or will be, directly or indirectly related to specific recommendations or views expressed in this report. The research analysts for this report has not served as an officer, director or employee of the subject company.

MSFL or its research analysts have not engaged in market making activity for the subject company Our sales people, traders, and other professionals or affiliates may provide oral or written market commentary or trading strategies to our clients that reflect opinions that are contrary to the opinions expressed herein, and our proprietary trading and investing businesses may make investment decisions that are inconsistent with the recommendations expressed herein. In reviewing these materials, you should be aware that any or all the foregoing, among other things, may give rise to real or potential conflicts of interest.

MSFL and its associates, their directors and employees may (a) from time to time, have a long or short position in, and buy or sell the securities of the subject company or (b) be engaged in any other transaction involving such securities and earn brokerage or other compensation or act as a market maker in the financial instruments of the subject company or act as an advisor or lender/borrower to the subject company or may have any other potential conflict of interests with respect to any recommendation and other related information and opinions.

MSFL does not claim to be an invitation or an offer to buy or sell any financial instrument. Our Clients (Paid Or Unpaid), Any third party or anyone else have no rights to forward or share our calls or SMS or Reports or Any Information Provided by us to/ with anyone which is received directly or indirectly by them. If found so then Serious Legal Actions can be taken. By accessing Moneysukh.com or any of its associate/group sites, you have read, understood and agree to be legally bound by the terms of the following disclaimer and user agreement. The views and investment tips expressed by investment experts through sms or on Moneysukh.com are their own, and not that of the website or its management. Moneysukh.com advises users to check with certified experts before taking any investment decision.

Stock trading is inherently risky and you agree to assume complete and full responsibility for the outcomes of all trading decisions that you make, including but not limited to loss of capital. None of the stock trading calls made by Moneysukh.com should be construed as an offer to buy or sell securities, nor advice to do so. All comments and posts made by Moneysukh.com, and employees/owners are for information purposes only and under no circumstances should be used for actual trading. Under no circumstances should any person at this site make trading decisions based solely on the information discussed herein. You agree to not make actual stock trades based on comments on the site, nor on any techniques presented nor discussed in this site or any other form of information presentation. All information is for educational and informational use only. You agree to consult with a registered investment advisor, prior to making any trading decision of any kind. You agree, by accessing this or any associated site, Moneysukh.com bears no liability for any postings on the website or actions of associate site. We reserve the right to deny service to anyone. You, and not Moneysukh.com, assume the entire cost and risk of any trading you are suggested to undertake. You are solely responsible for making your own investment decisions. If you choose to engage in such transactions with or without seeking advice from a licensed and qualified financial advisor or entity, then such decision and any consequences flowing there from are your sole responsibility. The information and commentaries are not meant to be an endorsement or offering of any stock purchase. They are meant to be a guide only, which must be tempered by the investment experience and independent decision making process of the subscriber. Moneysukh.com or any employees are in no way liable for the use of the information by others in investing or trading in investment vehicles utilizing the principles disclosed herein. The materials and information in, and provided by, this site are not, and should not be construed as an offer to buy or sell any of the securities named in materials, services, or on-line postings. We encourage all investors to use the information on the site as a resource only to further their own research on all featured companies, stocks, sectors, markets and information presented on the site.