

## LAST SESSION DATA MATRIX

Index	Current	Change
NIFTY 50	10,471.00	1.55%
NIFTY NEXT 50	26,188.85	1.81%
NIFTY 100	10,660.80	1.59%
NIFTY 200	5,442.05	1.58%
NIFTY 500	8,621.10	1.59%
NIFTY MIDCAP 50	4,209.50	1.00%
NIFTY MIDCAP 100	15,022.45	1.52%
NIFTY SMLCAP 100	4,756.30	1.58%
INDIA VIX	29.39	-3.51%
NIFTY BANK	22,264.90	2.56%
NIFTY AUTO	6,789.20	0.89%
NIFTY FIN SERVICE	10,881.40	2.05%
NIFTY FMCG	29,355.20	1.70%
NIFTY IT	14,680.40	1.50%
NIFTY MEDIA	1,449.20	2.27%
S&P BSE SENSEX	35,430.00	1.49%

## TURNOVER

Product	Contracts	IN (cr.)*
Index Futures	6,71,057	38,498.04
Stock Futures	20,56,417	1,21,347.95
Index Options	1,92,87,844	11,32,645.14
Stock Options	14,95,905	90,211.10






## GAINERS

Symbol	LTP	% chng
BAJFINANCE	3,104.00	9.28
LT	968.50	6.73
INDUSINDBK	521.90	6.53
NTPC	100.80	5.77
HINDALCO	158.25	5.43

## LOSERS

RELIANCE	1,721.70	-1.4
BHARTIARTL	577.40	-0.63
VEDL	109.9	-0.14
MARUTI	5,890.00	-0.1
-	-	

## FIRST LIGHT HEADINGS

-  Larsen & Toubro wins large contracts for its various businesses
-  Fitch revises outlook of SBI, ICICI, Axis to negative
-  DHL Supply Chain hopes to see positive volume growth in 2021
-  Eicher Motors valuation premium to narrow due to moderating volumes of Royal Enfield
-  Banks sanction over Rs 75,000-cr loans to MSMEs under credit guarantee

## MARKET INSIGHT

**On Jun 23 :** Benchmark indices rallied for the fourth consecutive day on June 23 supported by the buying seen across the sectors. At close, the Sensex was up 519.11 points or 1.49% at 35430.43, and the Nifty was up 159.80 points or 1.55% at 10471. About 1929 shares have advanced, 749 shares declined, and 143 shares are unchanged. Bajaj Finance, L&T, IndusInd Bank, NTPC and Hindalco Industries were among major gainers on the Nifty, while losers included Reliance Industries, Bharti Airtel, Vedanta and Maruti Suzuki. All the sectoral indices ended in the green. BSE Midcap and Smallcap indices rose over 1.5 percent each.

With private sector lender Yes Bank still facing capital woes, the Reserve Bank of India (RBI) has agreed to extend the special liquidity facility for the lender for another three months, a central bank official said. As per the scheme, authorised capital was increased from Rs 1,100 crore to Rs 6,200 crore. The State Bank of India (SBI) and others invested in 1,000 crore shares at a price of Rs 10 per equity share.

Symbol	Last	%Change	Traded	Volume(lacs)
NIFTY 50	10,471.00	34,147.81	12,430.50	7,511.10
BAJFINANCE	3,104.00	4,746.13	4,923.40	1,783.00
LT	968.5	1,382.83	1,591.65	661
INDUSINDBK	521.9	2,347.09	1,596.55	235.55
NTPC	100.8	201.75	145.85	73.2
HINDALCO	158.25	351.93	221.2	84.9
UPL	463.5	365.33	709.05	240.15
POWERGRID	185.5	356.14	216.25	122.15
SHREECEM	22,801.00	126.14	25,355.00	15,410.00
AXISBANK	444.4	1,346.52	819	286
INFRATEL	230.15	240.9	296.5	120.05
M&M	515.05	465.24	675.3	245.4
ZEEL	182.45	388.41	405.2	114
KOTAKBANK	1,394.60	641.75	1,740.00	1,001.00
BAJAJFINSV	6,359.95	1,238.51	9,950.00	3,985.30
SBIN	192.95	1,251.08	373.8	149.45
HINDUNILVR	2,157.55	926.75	2,614.30	1,659.05
NESTLEIND	16,570.00	404.3	18,369.95	11,265.00
ULTRACEMCO	3,920.00	220.41	4,754.10	2,910.00

## MARKET OUTLOOK- CAUTIOUSLY OPTIMISTIC



**Quantitative Analysis :** The news of disengagement between India and China has relieved participants, after days of heated arguments. However, we may see a pause in the index ahead, citing a major hurdle at 10,525 level i.e. resistance zone of the long term moving average(200 EMA) on the daily chart. The Indian indices traded positive, in sync with global indices, seemingly on the back of continued liquidity flows into the markets. The gains were spread across sectors and market caps, with even the IT index overcoming its losses, due to the proposed change in H-1B visa rules. Markets were also optimistic on the back of news of a de-escalation in border hostilities and the pace of Covid-19 recoveries increasing, in spite of the new virus infections. Investors advised to remain cautious and keep booking profits.

For the upcoming sessions we expect some profit booking in our spot index however 10190-150 could be the crucial support zone. On the flip side indexbull run may found some strong resistance around 10580-600..

Index	Support 2	Support 1	Previous Close	Resistance 1	Resistance 2	Trend
SENSEX	34438	34934	35430	35873	36316	Rangebound
NIFTY 50	10178	10324	10471	10602	10733	Rangebound
NIFTY BANK	21642	21953	22265	22543	22822	Rangebound



## CORPORATE ACTIONS

Symbol	Face Value (Rs.)	Purpose	Ex-Date	Record Date
SHREDIGCEM	10	Dividend - Rs 1.50 Per Share	22-Jun-20	23-Jun-20
TATACHEM	10	Annual General Meeting/ Dividend - Rs 11 Per Share	22-Jun-20	-
TECHIN	10	Annual General Meeting	22-Jun-20	-
IL&FSTRANS	10	Annual General Meeting	22-Jun-20	-
IIFLSEC	2	Annual General Meeting	22-Jun-20	-
IIFL	2	Annual General Meeting	22-Jun-20	-
AGRITECH	10	Annual General Meeting	23-Jun-20	-
BAYERCROP	10	Interim Dividend - Rs 90 Per Share	23-Jun-20	24-Jun-20
RSYSTEMS	1	Annual General Meeting	24-Jun-20	-
679GS2029	100	Interest Payment	24-Jun-20	25-Jun-20
116GS2020	100	Interest Payment	25-Jun-20	26-Jun-20
83GS2042	100	Interest Payment	26-Jun-20	29-Jun-20
CASTROLIND	5	Interim Dividend - Rs 3 Per Share	26-Jun-20	29-Jun-20
GHCL	10	Annual General Meeting	26-Jun-20	29-Jun-20
NATCOPHARM	2	Interim Dividend - Re 1 Per Share	26-Jun-20	29-Jun-20
BRITANNIA	1	Annual General Meeting	29-Jun-20	-
SANOFI	10	Dividend - Rs 106 Per Share Special Dividend 243 Per Share	29-Jun-20	-
83GS2040	100	Interest Payment	30-Jun-20	1-Jul-20
HEXAWARE	2	Interim Dividend	30-Jun-20	1-Jul-20
SUNDARMHLD	5	Annual General Meeting/Dividend - Rs 0.50 Per Share	30-Jun-20	-
LAURUSLABS	10	Annual General Meeting/Dividend - Re 1 Per Share	1-Jul-20	-
TATAINVEST	10	Annual General Meeting/Dividend - Rs 18 Per Share	1-Jul-20	-
NEULANDLAB	10	Annual General Meeting	2-Jul-20	-
HINDPETRO	10	Dividend - Rs 9.75 Per Share	2-Jul-20	-
BIRLAMONEY	1	Annual General Meeting	2-Jul-20	-
SWARAJENG	10	Dividend - Rs 25 Per Share Special Dividend - Rs 15 Per Share	2-Jul-20	-
SUNDARMFIN	10	Annual General Meeting/Dividend - Rs 3 Per Share	2-Jul-20	-
MPHASIS	10	Annual General Meeting/Dividend - Rs 35 Per Share	2-Jul-20	-
JSWSTEEL	1	Dividend - Rs 2 Per Share	6-Jul-20	-
717GS2028	100	Interest Payment	6-Jul-20	7-Jul-20
HINDNATGLS	2	Annual General Meeting	6-Jul-20	-
MINDTREE	10	Annual General Meeting/Dividend - Rs 10 Per Share	6-Jul-20	-
833GS2026	100	Interest Payment	7-Jul-20	8-Jul-20
BOMDYEING	2	Dividend - Rs 0.20 Per Share	8-Jul-20	-
WIPRO	2	Annual General Meeting	8-Jul-20	-
RBLBANK	10	Annual General Meeting	9-Jul-20	-
HDFCAMC	5	Annual General Meeting/Dividend - Rs 28 Per Sh	9-Jul-20	-
HDFC	2	Annual General Meeting/Dividend - Rs 21 Per Share	9-Jul-20	-
ADVENZYMES	2	Annual General Meeting/Dividend - Rs 0.60 Per Share	9-Jul-20	-
759GS2026	100	Interest Payment	9-Jul-20	10-Jul-20
SHANTIGEAR	1	Annual General Meeting	9-Jul-20	-
726GS2029	100	Interest Payment	10-Jul-20	13-Jul-20
DRREDDY	5	Annual General Meeting/Dividend - Rs 25 Per Share	13-Jul-20	-
617GS2021	100	Interest Payment	13-Jul-20	14-Jul-20

Data Source-NSE,BSE

## KEY SUPPORT & RESISTANCE OF NIFTY50 STOCKS

COMPANY	PREVIOUS CLOSE	RESISTANCE		SUPPORT	
		R1	R2	S1	S2
BAIFINANCE	3104	3143	3182	3061	3017
LT	968.50	981	993	955	941
INDUSINDBK	521.9	528	535	515	507
NTPC	100.80	102	103	99	98
HINDALCO	158.25	160	162	156	154
UPL	463.50	469	475	457	451
POWERGRID	185.5	188	190	183	180
SHREECEM	22801	23086	23371	22482	22163
AXISBANK	444.40	450	456	438	432
INFRA TEL	230.15	233	236	227	224
M & M	515.05	521	528	508	501
ZEEL	182.45	185	187	180	177
KOTAKBANK	1,394.60	1412	1429	1375	1356
BAJAJFINSV	6359.95	6439	6519	6271	6182
SBIN	192.95	195	198	190	188
HINDUNILVR	2157.55	2185	2211	2127	2097
NESTLEIND	16,570.00	16777	16984	16338	16106
ULTRACEMCO	3920	3969	4018	3865	3810
INFY	720.00	729	738	710	700
ICICIBANK	376.05	381	385	371	366
ASIANPAINT	1,688.95	1710	1731	1665	1642
TITAN	999.95	1012	1025	986	972
EICHERMOT	17911.15	18135	18359	17660	17410
BPCL	391.85	397	402	386	381
DRREDDY	4102.05	4153	4205	4045	3987
TATAMOTORS	104.4	106	107	103	101
IOC	89.5	91	92	88	87
HCLTECH	579	586	593	571	563
TECHM	557.50	564	571	550	542
BRITANNIA	3477	3520	3564	3428	3380
ADANI PORTS	355.3	360	364	350	345
HDFCBANK	1,045.00	1058	1071	1030	1016
ISWSTEEL	200.75	203	206	198	195
SUNPHARMA	500	506	513	493	486
TATASTEEL	330	334	338	325	321
HDFC	1843.15	1866	1889	1817	1792
GRASIM	625.50	633	641	617	608
ONGC	85.7	87	88	85	83
WIPRO	220.20	223	226	217	214
GAIL	99.25	100	102	98	96
CIPLA	660.9	669	677	652	642
ITC	186	188	191	183	181
TCS	2,039.00	2064	2090	2010	1982
BAJAJ-AUTO	2867.55	2903	2939	2827	2787
COALINDIA	144.1	146	148	142	140
HEROMOTOCO	2,416.05	2446	2476	2382	2348
MARUTI	5890	5964	6037	5808	5725
VEDL	109.9	111	113	108	107
BHARTIARTL	577.4	585	592	569	561
RELIANCE	1721.7	1743	1765	1698	1673

NAME	DESIGNATION	E-MAIL
Varun Gupta	Head - Research	varungupta@moneysukh.com



## SEBI REGISTRATION NO - INH100003274

(UNDER RESEARCH ANALYSTS REGULATIONS , 2014)

For more copies or other information, please send your query at [research@moneysukh.com](mailto:research@moneysukh.com)

**Note : Please refer our Derivative Report for recommendation on OPTION STRATEGIES.**

### STANDARD DISCLOSURES AS PER RESEARCH ANALYSTS REGULATIONS, 2014

#### DISCLAIMER/DISCLOSURES ANALYST CERTIFICATION

We/I, Mr. Varun Gupta Research Analysts, authors and the names subscribed to this report, of Mansukh Securities & Finance Ltd. hereby certify that all of the views expressed in this research report accurately reflect our views about the subject issuer(s) or securities. We also certify that no part of our compensation was, is, or will be directly or indirectly related to the specific recommendation(s) or view(s) in this report.

Terms & conditions and other disclosures:

Mansukh Securities & Finance Ltd, (hereinafter referred to as "MSFL") is engaged in the business of Stock Broking, and Depository Participant . This document has been prepared by the Research Division of MSFL and is meant for use by the recipient only as information and is not for circulation. This document is not to be reported or copied or made available to others without prior permission of MSFL. It should not be considered or taken as an offer to sell or a solicitation to buy or sell any security.

The information contained in this report has been obtained from sources that are considered to be reliable. However, MSFL has not independently verified the accuracy or completeness of the same. Neither MSFL nor any of its affiliates, its directors or its employees accepts any responsibility of whatsoever nature for the information, statements and opinion given, made available or expressed herein or for any omission therein.

Recipients of this report should be aware that past performance is not necessarily a guide to future performance and value of investments can go down as well. The suitability or otherwise of any investments will depend upon the recipient's particular circumstances and, in case of doubt, advice should be sought from an independent expert/ advisor.

Either MSFL or its affiliates or its directors or its employees or its representatives or its clients or their relatives may have position(s), make market, act as principal or engage in transactions of securities of companies referred to in this report and they may have used the research material prior to publication.

**MSFL submits that no material disciplinary action has been taken on us by any Regulatory Authority impacting Equity Research Analysis activities.**



MSFL or its research analysts or its associates or his relatives do not have any financial interest in the subject company. MSFL or its research analysts or its associates or his relatives do not have actual/beneficial ownership of one per cent or more securities of the subject company at the end of the month immediately preceding the date of publication of the research report. MSFL or its research analysts or its associates or his relatives do not have any material conflict of interest at the time of publication of the research report.

MSFL or its associates have not received any compensation from the subject company in the past twelve months.

MSFL or its associates have not managed or co-managed public offering of securities for the subject company in the past twelve months or mandated by the subject company for any other assignment in the past twelve months.

MSFL or its associates have not received any compensation for brokerage services from the subject company in the past twelve months.

MSFL or its associates have not received any compensation for products or services other than investment banking or merchant banking or brokerage services from the subject company in the past twelve months. MSFL or its associates have not received any compensation or other benefits from the subject company or third party in connection with the research report.

MSFL encourages independence in research report preparation and strives to minimize conflict in preparation of research report. MSFL or its analysts did not receive any compensation or other benefits from the subject Company or third party in connection with the preparation of the research report. MSFL or its Research Analysts do not have any material conflict of interest at the time of publication of this report.

It is confirmed that Mr. Varun Gupta Research Analysts of this report have not received any compensation from the companies mentioned in the report in the preceding twelve months .

Compensation of our Research Analysts is not based on any specific merchant banking, investment banking or brokerage service transactions. The Research analysts for this report certifies that all of the views expressed in this report accurately reflect his or her personal views about the subject company or companies and its or their securities, and no part of his or her compensation was, is or will be, directly or indirectly related to specific recommendations or views expressed in this report. The research analysts for this report has not served as an officer, director or employee of the subject company.

MSFL or its research analysts have not engaged in market making activity for the subject company Our sales people, traders, and other professionals or affiliates may provide oral or written market commentary or trading strategies to our clients that reflect opinions that are contrary to the opinions expressed herein, and our proprietary trading and investing businesses may make investment decisions that are inconsistent with the recommendations expressed herein. In reviewing these materials, you should be aware that any or all the foregoing, among other things, may give rise to real or potential conflicts of interest.

MSFL and its associates, their directors and employees may (a) from time to time, have a long or short position in, and buy or sell the securities of the subject company or (b) be engaged in any other transaction involving such securities and earn brokerage or other compensation or act as a market maker in the financial instruments of the subject company or act as an advisor or lender/borrower to the subject company or may have any other potential conflict of interests with respect to any recommendation and other related information and opinions.

MSFL does not claim to be an invitation or an offer to buy or sell any financial instrument. Our Clients (Paid Or Unpaid), Any third party or anyone else have no rights to forward or share our calls or SMS or Reports or Any Information Provided by us to/ with anyone which is received directly or indirectly by them. If found so then Serious Legal Actions can be taken. By accessing Moneysukh.com or any of its associate/group sites, you have read, understood and agree to be legally bound by the terms of the following disclaimer and user agreement. The views and investment tips expressed by investment experts through sms or on Moneysukh.com are their own, and not that of the website or its management. Moneysukh.com advises users to check with certified experts before taking any investment decision.

Stock trading is inherently risky and you agree to assume complete and full responsibility for the outcomes of all trading decisions that you make, including but not limited to loss of capital. None of the stock trading calls made by Moneysukh.com should be construed as an offer to buy or sell securities, nor advice to do so. All comments and posts made by Moneysukh.com, and employees/owners are for information purposes only and under no circumstances should be used for actual trading. Under no circumstances should any person at this site make trading decisions based solely on the information discussed herein. You agree to not make actual stock trades based on comments on the site, nor on any techniques presented nor discussed in this site or any other form of information presentation. All information is for educational and informational use only. You agree to consult with a registered investment advisor, prior to making any trading decision of any kind. You agree, by accessing this or any associated site, Moneysukh.com bears no liability for any postings on the website or actions of associate site. We reserve the right to deny service to anyone. You, and not Moneysukh.com, assume the entire cost and risk of any trading you are suggested to undertake. You are solely responsible for making your own investment decisions. If you choose to engage in such transactions with or without seeking advice from a licensed and qualified financial advisor or entity, then such decision and any consequences flowing there from are your sole responsibility. The information and commentaries are not meant to be an endorsement or offering of any stock purchase. They are meant to be a guide only, which must be tempered by the investment experience and independent decision making process of the subscriber. Moneysukh.com or any employees are in no way liable for the use of the information by others in investing or trading in investment vehicles utilizing the principles disclosed herein. The materials and information in, and provided by, this site are not, and should not be construed as an offer to buy or sell any of the securities named in materials, services, or on-line postings. We encourage all investors to use the information on the site as a resource only to further their own research on all featured companies, stocks, sectors, markets and information presented on the site.