

## LAST SESSION DATA MATRIX

Index	Current	Change
NIFTY 50	10,311.20	66.80
NIFTY NEXT 50	25,723.30	496.30
NIFTY 100	10,494.35	86.60
NIFTY 200	5,357.45	48.45
NIFTY 500	8,486.45	83.05
NIFTY MIDCAP 50	4,167.85	79.70
NIFTY MIDCAP 100	14,797.35	231.50
NIFTY SMLCAP 100	4,682.50	105.75
INDIA VIX	30.21	0.24
NIFTY BANK	21,708.35	370.25
NIFTY AUTO	6,729.10	94.60
NIFTY FIN SERVICE	10,662.55	127.80
NIFTY FMCG	28,865.45	156.00
NIFTY IT	14,463.65	-36.15
NIFTY MEDIA	1,417.05	29.50
S&P BSESENSEX	34,911.00	0.52%

## TURNOVER

Product	Contracts	IN (cr.)*
Index Futures	6,89,252	38,464.47
Stock Futures	18,12,264	1,04,351.15
Index Options	1,77,53,170	10,21,973.76
Stock Options	16,44,179	1,01,961.98
F&O Total	2,18,98,865	12,66,751.36






## GAINERS

Symbol	LTP	% chng
BAIAI-AUTO	2,863.90	7.09
BAIFINANCE	2,859.25	5.95
BAIAIFINSV	6,182.00	4.78
COALINDIA	143.70	4.7
VEDL	110.00	4.51

## LOSERS

WIPRO	218.20	-1.73
GAIL	98.35	-1.16
ONGC	848	-1.11
HDFC	1,820.50	-0.8
HINDALCO	150.10	-0.63

## FIRST LIGHT HEADINGS

-  Galwan crisis may impact India's medium term outlook: Fitch Ratings
-  Fitch revises outlook of SBI, ICICI, Axis to negative
-  Kharif planting rises 40% on strong monsoon s
-  Railway to earn Rs 50 cr from leasing complexes.
-  Eicher Motors expects significant drop in sales. Finance Ministry proposes restriction on foreign investment in pension funds from China

## MARKET INSIGHT

**On Jun 22 :** The last hour profit booking has dragged the indices from the day's high level but managed to close higher for the third consecutive day on June 22 with Nifty above 10,300 level. At close, the Sensex was up 179.59 points or 0.52% at 34911.32, and the Nifty was up 66.80 points or 0.65% at 10311.20. About 1848 shares have advanced, 853 shares declined, and 159 shares are unchanged. Bajaj Auto, Bajaj Finance, Coal India, Bajaj Finserv and Vedanta were among major gainers on the Nifty, while losers were Wipro, Gail, ONGC, HDFC and TCS. Among sectors, except IT other indices ended in the green. BSE Midcap and Smallcap indices rose 1-2 percent.

The market-cap of Reliance Industries on June 22 surpassed the combined market value of top three private sector banks. The billionaire Mukesh Ambani-owned company's stock has been gaining currency since it started announcing deals with tech companies and marquee investment firms. It crossed m-cap of Rs 11 lakh crore. HDFC Bank (at Rs 1,039.95, up 0.61 percent) has current market capitalisation of Rs 5,70,961.52 crore, Kotak Mahindra Bank (at Rs 1,331.80, up 2.29 percent) Rs 2,63,507.48 crore and ICICI Bank (at Rs 369.20, up 1.46 percent) Rs 2,39,144.94 crore.

Symbol	Last	% Change	Traded	Volume (lacs)
NIFTY 50	10,311.20	35,529.45	12,430.50	7,511.10
BAIAI-AUTO	2,863.90	527.21	3,315.15	1,788.65
BAIFINANCE	2,859.25	3,931.32	4,923.40	1,783.00
BAIAIFINSV	6,182.00	1,559.17	9,950.00	3,985.30
COALINDIA	143.7	279.46	265.35	119.2
VEDL	110	294.08	180	60.2
KOTAKBANK	1,360.00	1,026.74	1,740.00	1,001.00
POWERGRID	177.95	325.48	216.25	122.15
IOC	88.2	197.25	158	71.15
GRASIM	621	357.73	949.5	385.05
CIPLA	656.5	1,958.08	692.5	355.3
AXISBANK	430.25	1,735.28	819	286
NTPC	95.65	178.63	145.85	73.2
ISWSTEEL	199.7	217.09	296.75	132.5
UPL	448	221.07	709.05	240.15
HEROMOTOCO	2,414.80	733.84	3,022.90	1,475.00
ZEEL	176.8	366.94	405.2	114
TATASTEEL	327.7	356.09	516.45	250.85
INFRADEL	223.2	186.72	296.5	120.05
SHREECEM	22,100.00	213.52	25,355.00	15,410.00

## MARKET OUTLOOK- CAUTIOUSLY OPTIMISTIC



**Quantitative Analysis :** Index witnessed some profit booking in last hour and closed a day at 10311 with gains of nearly 1 percent forming a doji star kind of candle pattern on daily chart which hints uncertainty in the markets, so below 10275 zone we may see some more profit booking. Immediate support for Nifty is coming near 10250-10160 zone and resistance is coming near 10400-10500 zone. Nifty Bank closed a day at 21708 with gains of nearly 2 percent, Nifty Bank failed to hold above its strong hurdle zone of 22k mark and saw some profit booking now immediate support is coming near 21400-21200 zone and resistance is coming near 22k mark.

For the upcoming sessions we expect some more negativity in our spot index however 9600-9550 could be the crucial support zone. On the flip side index may get more strengthened above 10400-450.

Index	Support 2	Support 1	Previous Close	Resistance 1	Resistance 2	Trend
SENSEX	33933	34422	34911	35347	35784	Rangebound
NIFTY 50	10022	10167	10311	10440	10569	Rangebound
NIFTY BANK	21100	21404	21708	21979	22251	Rangebound



## CORPORATE ACTIONS

Symbol	Face Value (Rs.)	Purpose	Ex-Date	Record Date
SHREDIGCEM	10	Dividend - Rs 1.50 Per Share	22-Jun-20	23-Jun-20
TATACHEM	10	Annual General Meeting/ Dividend - Rs 11 Per Share	22-Jun-20	-
TECHIN	10	Annual General Meeting	22-Jun-20	-
IL&FSTRANS	10	Annual General Meeting	22-Jun-20	-
IIFLSEC	2	Annual General Meeting	22-Jun-20	-
IIFL	2	Annual General Meeting	22-Jun-20	-
AGRITECH	10	Annual General Meeting	23-Jun-20	-
BAYERCROP	10	Interim Dividend - Rs 90 Per Share	23-Jun-20	24-Jun-20
RSYSTEMS	1	Annual General Meeting	24-Jun-20	-
679GS2029	100	Interest Payment	24-Jun-20	25-Jun-20
116GS2020	100	Interest Payment	25-Jun-20	26-Jun-20
83GS2042	100	Interest Payment	26-Jun-20	29-Jun-20
CASTROLIND	5	Interim Dividend - Rs 3 Per Share	26-Jun-20	29-Jun-20
GHCL	10	Annual General Meeting	26-Jun-20	29-Jun-20
NATCOPHARM	2	Interim Dividend - Re 1 Per Share	26-Jun-20	29-Jun-20
BRITANNIA	1	Annual General Meeting	29-Jun-20	-
SANOFI	10	Dividend - Rs 106 Per Share Special Dividend 243 Per Share	29-Jun-20	-
83GS2040	100	Interest Payment	30-Jun-20	1-Jul-20
HEXAWARE	2	Interim Dividend	30-Jun-20	1-Jul-20
SUNDARMLD	5	Annual General Meeting/Dividend - Rs 0.50 Per Share	30-Jun-20	-
LAURUSLABS	10	Annual General Meeting/Dividend - Re 1 Per Share	1-Jul-20	-
TATAINVEST	10	Annual General Meeting/Dividend - Rs 18 Per Share	1-Jul-20	-
NEULANDLAB	10	Annual General Meeting	2-Jul-20	-
HINDPETRO	10	Dividend - Rs 9.75 Per Share	2-Jul-20	-
BIRLAMONEY	1	Annual General Meeting	2-Jul-20	-
SWARAJENG	10	Dividend - Rs 25 Per Share Special Dividend - Rs 15 Per Share	2-Jul-20	-
SUNDARMFIN	10	Annual General Meeting/Dividend - Rs 3 Per Share	2-Jul-20	-
MPHASIS	10	Annual General Meeting/Dividend - Rs 35 Per Share	2-Jul-20	-
JSWSTEEL	1	Dividend - Rs 2 Per Share	6-Jul-20	-
717GS2028	100	Interest Payment	6-Jul-20	7-Jul-20
HINDNATGLS	2	Annual General Meeting	6-Jul-20	-
MINDTREE	10	Annual General Meeting/Dividend - Rs 10 Per Share	6-Jul-20	-
833GS2026	100	Interest Payment	7-Jul-20	8-Jul-20
BOMDYEING	2	Dividend - Rs 0.20 Per Share	8-Jul-20	-
WIPRO	2	Annual General Meeting	8-Jul-20	-
RBLBANK	10	Annual General Meeting	9-Jul-20	-
HDFCAMC	5	Annual General Meeting/Dividend - Rs 28 Per Sh	9-Jul-20	-
HDFC	2	Annual General Meeting/Dividend - Rs 21 Per Share	9-Jul-20	-
ADVENZYMES	2	Annual General Meeting/Dividend - Rs 0.60 Per Share	9-Jul-20	-
759GS2026	100	Interest Payment	9-Jul-20	10-Jul-20
SHANTIGEAR	1	Annual General Meeting	9-Jul-20	-
726GS2029	100	Interest Payment	10-Jul-20	13-Jul-20
DRREDDY	5	Annual General Meeting/Dividend - Rs 25 Per Share	13-Jul-20	-
617GS2021	100	Interest Payment	13-Jul-20	14-Jul-20

Data Source-NSE,BSE

## KEY SUPPORT & RESISTANCE OF NIFTY50 STOCKS

COMPANY	PREVIOUS CLOSE	RESISTANCE		SUPPORT	
		R1	R2	S1	S2
BAJAJ-AUTO	2863.9	2900	2935	2824	2784
BAJFINANCE	2,859.25	2895	2931	2819	2779
BAJAJFINSV	6182	6259	6337	6095	6009
COALINDIA	143.70	145	147	142	140
VEDL	110.00	111	113	108	107
KOTAKBANK	1,360.00	1377	1394	1341	1322
POWERGRID	177.95	180	182	175	173
IOC	88.2	89	90	87	86
GRASIM	621.00	629	637	612	604
CIPLA	656.5	665	673	647	638
AXISBANK	430.25	436	441	424	418
NTPC	95.65	97	98	94	93
ISWSTEEL	199.70	202	205	197	194
UPL	448	454	459	442	435
HEROMOTOCO	2414.8	2445	2475	2381	2347
ZEEL	176.8	179	181	174	172
TATASTEEL	327.70	332	336	323	319
INFRA TEL	223.2	226	229	220	217
SHREECEM	22,100.00	22376	22653	21791	21481
SBIN	187.9	190	193	185	183
ASIANPAINT	1,650.15	1671	1691	1627	1604
TECHM	547.8	555	561	540	532
EICHERMOT	17620	17840	18061	17373	17127
INDUSINDBK	491	497	503	484	477
BHARTIARTL	580	587	595	572	564
BPCL	384.9	390	395	380	374
ICICIBANK	367.85	372	377	363	358
SUNPHARMA	493.5	500	506	487	480
LT	908.00	919	931	895	883
DRREDDY	4038	4088	4139	3981	3925
NESTLEIND	16185	16387	16590	15958	15732
ITC	184.95	187	190	182	180
HINDUNILVR	2,100.05	2126	2153	2071	2041
TITAN	977.8	990	1002	964	950
ADANI PORTS	349.5	354	358	345	340
HCLTECH	569.95	577	584	562	554
TATAMOTORS	102.55	104	105	101	100
MARUTI	5897	5971	6044	5814	5732
ULTRACEMCO	3,829.90	3878	3926	3776	3723
BRITANNIA	3428.85	3472	3515	3381	3333
INFY	703.45	712	721	694	684
M & M	498.5	505	511	492	485
RELIANCE	1,752.50	1774	1796	1728	1703
HDFCBANK	1029	1042	1055	1015	1000
TCS	2032	2057	2083	2004	1975
HINDALCO	150.10	152	154	148	146
HDFC	1820.5	1843	1866	1795	1770
ONGC	84.8	86	87	84	82
GAIL	98.35	100	101	97	96
WIPRO	218.2	221	224	215	212

NAME	DESIGNATION	E-MAIL
Varun Gupta	Head - Research	varungupta@moneysukh.com



## SEBI REGISTRATION NO - INH100003274

(UNDER RESEARCH ANALYSTS REGULATIONS , 2014)

For more copies or other information, please send your query at [research@moneysukh.com](mailto:research@moneysukh.com)

**Note : Please refer our Derivative Report for recommendation on OPTION STRATEGIES.**

### STANDARD DISCLOSURES AS PER RESEARCH ANALYSTS REGULATIONS, 2014

#### DISCLAIMER/DISCLOSURES ANALYST CERTIFICATION

We/I, Mr. Varun Gupta Research Analysts, authors and the names subscribed to this report, of Mansukh Securities & Finance Ltd. hereby certify that all of the views expressed in this research report accurately reflect our views about the subject issuer(s) or securities. We also certify that no part of our compensation was, is, or will be directly or indirectly related to the specific recommendation(s) or view(s) in this report.

Terms & conditions and other disclosures:

Mansukh Securities & Finance Ltd, (hereinafter referred to as "MSFL") is engaged in the business of Stock Broking, and Depository Participant . This document has been prepared by the Research Division of MSFL and is meant for use by the recipient only as information and is not for circulation. This document is not to be reported or copied or made available to others without prior permission of MSFL. It should not be considered or taken as an offer to sell or a solicitation to buy or sell any security.

The information contained in this report has been obtained from sources that are considered to be reliable. However, MSFL has not independently verified the accuracy or completeness of the same. Neither MSFL nor any of its affiliates, its directors or its employees accepts any responsibility of whatsoever nature for the information, statements and opinion given, made available or expressed herein or for any omission therein.

Recipients of this report should be aware that past performance is not necessarily a guide to future performance and value of investments can go down as well. The suitability or otherwise of any investments will depend upon the recipient's particular circumstances and, in case of doubt, advice should be sought from an independent expert/ advisor.

Either MSFL or its affiliates or its directors or its employees or its representatives or its clients or their relatives may have position(s), make market, act as principal or engage in transactions of securities of companies referred to in this report and they may have used the research material prior to publication.

**MSFL submits that no material disciplinary action has been taken on us by any Regulatory Authority impacting Equity Research Analysis activities.**

MSFL or its research analysts or its associates or his relatives do not have any financial interest in the subject company. MSFL or its research analysts or its associates or his relatives do not have actual/beneficial ownership of one per cent or more securities of the subject company at the end of the month immediately preceding the date of publication of the research report. MSFL or its research analysts or its associates or his relatives do not have any material conflict of interest at the time of publication of the research report.

MSFL or its associates have not received any compensation from the subject company in the past twelve months.

MSFL or its associates have not managed or co-managed public offering of securities for the subject company in the past twelve months or mandated by the subject company for any other assignment in the past twelve months.

MSFL or its associates have not received any compensation for brokerage services from the subject company in the past twelve months.

MSFL or its associates have not received any compensation for products or services other than investment banking or merchant banking or brokerage services from the subject company in the past twelve months. MSFL or its associates have not received any compensation or other benefits from the subject company or third party in connection with the research report.

MSFL encourages independence in research report preparation and strives to minimize conflict in preparation of research report. MSFL or its analysts did not receive any compensation or other benefits from the subject Company or third party in connection with the preparation of the research report. MSFL or its Research Analysts do not have any material conflict of interest at the time of publication of this report.

It is confirmed that Mr. Varun Gupta Research Analysts of this report have not received any compensation from the companies mentioned in the report in the preceding twelve months .

Compensation of our Research Analysts is not based on any specific merchant banking, investment banking or brokerage service transactions. The Research analysts for this report certifies that all of the views expressed in this report accurately reflect his or her personal views about the subject company or companies and its or their securities, and no part of his or her compensation was, is or will be, directly or indirectly related to specific recommendations or views expressed in this report. The research analysts for this report has not served as an officer, director or employee of the subject company.

MSFL or its research analysts have not engaged in market making activity for the subject company Our sales people, traders, and other professionals or affiliates may provide oral or written market commentary or trading strategies to our clients that reflect opinions that are contrary to the opinions expressed herein, and our proprietary trading and investing businesses may make investment decisions that are inconsistent with the recommendations expressed herein. In reviewing these materials, you should be aware that any or all the foregoing, among other things, may give rise to real or potential conflicts of interest.

MSFL and its associates, their directors and employees may (a) from time to time, have a long or short position in, and buy or sell the securities of the subject company or (b) be engaged in any other transaction involving such securities and earn brokerage or other compensation or act as a market maker in the financial instruments of the subject company or act as an advisor or lender/borrower to the subject company or may have any other potential conflict of interests with respect to any recommendation and other related information and opinions.

MSFL does not claim to be an invitation or an offer to buy or sell any financial instrument. Our Clients (Paid Or Unpaid), Any third party or anyone else have no rights to forward or share our calls or SMS or Reports or Any Information Provided by us to/ with anyone which is received directly or indirectly by them. If found so then Serious Legal Actions can be taken. By accessing Moneysukh.com or any of its associate/group sites, you have read, understood and agree to be legally bound by the terms of the following disclaimer and user agreement. The views and investment tips expressed by investment experts through sms or on Moneysukh.com are their own, and not that of the website or its management. Moneysukh.com advises users to check with certified experts before taking any investment decision.

Stock trading is inherently risky and you agree to assume complete and full responsibility for the outcomes of all trading decisions that you make, including but not limited to loss of capital. None of the stock trading calls made by Moneysukh.com should be construed as an offer to buy or sell securities, nor advice to do so. All comments and posts made by Moneysukh.com, and employees/owners are for information purposes only and under no circumstances should be used for actual trading. Under no circumstances should any person at this site make trading decisions based solely on the information discussed herein. You agree to not make actual stock trades based on comments on the site, nor on any techniques presented nor discussed in this site or any other form of information presentation. All information is for educational and informational use only. You agree to consult with a registered investment advisor, prior to making any trading decision of any kind. You agree, by accessing this or any associated site, Moneysukh.com bears no liability for any postings on the website or actions of associate site. We reserve the right to deny service to anyone. You, and not Moneysukh.com, assume the entire cost and risk of any trading you are suggested to undertake. You are solely responsible for making your own investment decisions. If you choose to engage in such transactions with or without seeking advice from a licensed and qualified financial advisor or entity, then such decision and any consequences flowing there from are your sole responsibility. The information and commentaries are not meant to be an endorsement or offering of any stock purchase. They are meant to be a guide only, which must be tempered by the investment experience and independent decision making process of the subscriber. Moneysukh.com or any employees are in no way liable for the use of the information by others in investing or trading in investment vehicles utilizing the principles disclosed herein. The materials and information in, and provided by, this site are not, and should not be construed as an offer to buy or sell any of the securities named in materials, services, or on-line postings. We encourage all investors to use the information on the site as a resource only to further their own research on all featured companies, stocks, sectors, markets and information presented on the site.