













LAST SESSION DATA MATRIX

Index	Current	Change
NIFTY 50 Pre Open	11,297.80	53.10
NIFTY 50	11,360.80	116.10
NIFTY NEXT 50	29,903.85	201.85
NIFTY 100	11,648.85	113.25
NIFTY 200	6,048.05	58.80
NIFTY 500	9,685.70	96.90
NIFTY MIDCAP 50	5,039.40	41.60
INDIA VIX	12.0475	-0.51
S&P BSE SENSEX	37527.79	362.63
S&P BSE SENSEX 50	11878.35	106.32
S&P BSE 100	11629.38	100.37
S&P BSE MidCap	16198	140.4
S&P BSE SmallCap	16821.83	182.02
S&P BSE 200	4878.41	42.43
S&P BSE 500	15355.22	135.4
S&P BSE AllCap	4410.37	39.87
S&P BSE LargeCap	4405.68	38.46
TURNOVER		
Product	No. of contracts	Turnover (cr.)*
Index Futures	1,62,937	15,567.47
Stock Futures	8,01,675	55,061.79
Index Options	35,28,363	3,60,354.63
Stock Options	5,61,650	41,066.69
F&O Total	50,54,625	4,72,050.59
GAINERS		
Symbol	LTP	% chng
IBULHSGFIN	1,379.60	6.24
AXISBANK	575.5	5.16
VEDL	222.95	4.11
YESBANK	373.05	3.11
GAIL	387.95	2.73
LOSERS		
Symbol	LTP	% chng
TECHM	659.55	-1.41
TATAMOTORS	258.2	-1.02
GRASIM	1,005.00	-0.91
HEROMOTOCO	3,245.00	-0.57
INDUSINDBK	2,014.00	-0.45

FIRST LIGHT HEADINGS

-  Foreigners bought Asian equities in July for first time in 6 months
-  East Bridge Capital buys stake worth Rs 255 cr in Shriram City Union Finance
-  RIL's Jio deepens partnership with SBI
-  Hindustan Copper to expand production capacity to 20 MTPA
-  Godrej Properties Q1 net tanks 65% on higher expenditure
-  Marico Q1 net up 10% at Rs 260 cr

MARKET INSIGHT

-  **On Aug 3** : Markets rebounded sharply on Friday after two consecutive sessions of fall, which lifted both Sensex and Nifty above psychologically crucial 37,500 and 11,350 levels respectively, with hefty gains of around a percent. Heavy buying activity which was witnessed in last hour of trade mainly helped markets to end the session at intraday high levels. Sentiments remained upbeat right from the start of trade as traders took encouragement with a private report that India's economic growth momentum is likely to pick up further in the April-June period and the country is expected to clock GDP growth of 7.5% in this financial year. Sentiments remained sanguine with report that India's services sector activity remained in the growth territory for the second consecutive month in July, as business activity witnessed the strongest growth since October 2016 amid improved demand conditions. The seasonally adjusted Nikkei India Services Business Activity Index rose from 52.6 in June to 54.2 in July.
-  Key indices added some gains in last leg of trade, as local sentiments got buttressed with India meteorological department (IMD) stating that India is set to receive average rainfall during the last two months of the crucial monsoon season that stretches between June and September. It also added that the rainfall for the country as a whole during the second half of the season is likely to be 95 percent of a long period average. Local investors also cheered with GST Council member, Sushil Modi stating that the reduction in GST tax rates might lead to in 'better revenues' in the long term but might lead to revenue shortfall in the next decades.
-  On the global front, Asian markets ended mixed, as fears of an all-out trade war between China and the United States keep investors on edge. European markets were trading in green in early deals on Friday, as investors digested further corporate earnings and news that Apple's valuation hit \$1 trillion. Back home, agri stocks were in limelight, after Agriculture Minister Radha Mohan Singh asked MPs to urge states to promote location specific Integrated Farming System (IFS) for achieving the goal of doubling farmers' income by 2022. Also, energy sector were in focus after the commerce and industry ministry said Invest India has joined hands with energy companies to offer its three-month programme .
-  According to the Finance Ministry data, out of the Rs 96,483 crore, Central GST (CGST) was Rs 15,877 crore, State GST (SGST) Rs 22,293 crore, Integrated GST (IGST) Rs 49,951 crore (including Rs 24,852 crore collected on imports) and cess Rs 8,362 crore. It added that this is broadly on expected lines. It also noted that as many as 66 lakh businesses filed returns in the month of July, making it the highest number of monthly GSTR-3B filed since the rollout of GST in July last year.

MARKET OUTLOOK- CAUTIOUSLY OPTIMISTIC



Quantitative Analysis : The BSE Sensex ended at 37569.78, up by 404.62 points or 1.09% after trading in a range of 37319.61 and 37582.02. There were 24 stocks advancing against 7 stocks declining on the index. The broader indices ended in green; the BSE Mid cap index rose 0.91%, while Small cap index was up by 1.13%. (Provisional)The CNX Nifty ended at 11364.20, up by 119.50 points or 1.06% after trading in a range of 11294.55 and 11368.00. There were 37 stocks advancing against 11 stocks declining on the index. The top gainers on Nifty were Indiabulls Housing Finance up by 6.13%, Axis Bank up by 5.05%, Vedanta up by 4.27%, Yes Bank up by 3.22% and GAIL India up by 3.10%. On the flip side, Tech Mahindra down by 0.98%, Grasim Industries down by 0.87%, Tata Motors down by 0.82%, Hero MotoCorp down by 0.63% and Wipro down by 0.57% were the top losers.

For the upcoming sessions we expect some more upside near to 11480-11500 however we advise to investors and traders to book profits as correction could be any time due to over bought statistics . In any case 10500-400 could be near term support zone to reenter.....

Index	Support 2	Support 1	Previous Close	Resistance 1	Resistance 2	Trend
SENSEX	36504	37030	37556	38025	38494	Rangebound
NIFTY 50	11043	11202	11361	11503	11645	Rangebound
NIFTY BANK	27012	27401	27790	28137	28484	Rangebound





CORPORATE ACTIONS

Symbol	Face Value(Rs.)	Purpose	Ex-Date	Record Date
CAMLINFINE	1	Annual General Meeting	3-Aug-18	-
CENTRUM	1	Annual General Meeting	3-Aug-18	-
AICHAMP	5	Annual General Meeting	3-Aug-18	-
DREDGECORP	10	Annual General Meeting/Dividend- Rs 2 Per Share	3-Aug-18	-
GREAVESCOT	2	Annual General Meeting/Dividend- Rs 1.5 Per Share	3-Aug-18	-
HONDAPOWER	10	Annual General Meeting/ Dividend- Rs 9 Per Share	3-Aug-18	-
ICRA	10	Annual General Meeting / Dividend- Rs 30 Per Share	3-Aug-18	-
IDBI	10	Annual General Meeting	3-Aug-18	-
IRBINVIT	102	First Distribution - Interest Payment Rs 2.25 Per Unit/ Return Of Capital Re 0.80 Per Unit (Purpose Revised)	3-Aug-18	6-Aug-18
KESARENT	10	Annual General Meeting	3-Aug-18	-
LALPATHLAB	10	Annual General Meeting / Dividend- Rs 3 Per Share	3-Aug-18	-
MAHASTEEL	10	Annual General Meeting	3-Aug-18	-
NEULANLAB	10	Annual General Meeting	3-Aug-18	-
SASTASUNDR	10	Annual General Meeting	3-Aug-18	-
VOLTAMP	10	Annual General Meeting/Dividend- Rs 15 Per Share	3-Aug-18	-
VOLTAS	1	Annual General Meeting / Dividend- Rs 4 Per Share	3-Aug-18	-
AVTNPL	1	Annual General Meeting/Dividend- Re 0.20 Per Share	6-Aug-18	-
TIDEWATER	5	Dividend- Rs 100 Per Share	6-Aug-18	-
ALPSINDUS	10	Annual General Meeting	6-Aug-18	-
COCHINSHIP	10	Dividend- Rs 12 Per Share	6-Aug-18	-
DATAMATICS	5	Annual General Meeting/Dividend- Re 0.25 Per Share	6-Aug-18	-
GODREJCP	1	Interim Dividend-Rs 2/- Per Share (Purpose Revised)	6-Aug-18	7-Aug-18
KRBL	1	Annual General Meeting/Dividend- Rs 2.30 Per Share	6-Aug-18	-
INDOTECH	10	Annual General Meeting	6-Aug-18	-
MANINFRA	2	Annual General Meeting	6-Aug-18	-
MONSANTO	10	Annual General Meeting / Dividend- Rs 15 Per Share	6-Aug-18	-
NELCAST	2	Annual General Meeting / Dividend- Re 1 Per Share	6-Aug-18	-
OFSS	5	Annual General Meeting/Dividend- Rs 130 Per Share	6-Aug-18	-
OILCOUNTUB	10	Annual General Meeting	6-Aug-18	-
SANOFI	10	Interim Dividend -Rs 18 Per Share	6-Aug-18	7-Aug-18
BAYERCROP	10	Annual General Meeting/Dividend Rs 18/- Per Share	6-Aug-18	-
GALLISPAT	10	Face Value Split (Sub-Division) - From Rs 10/- Per Share To Re 1/- Per Share	7-Aug-18	8-Aug-18
BANARBEADS	10	Annual General Meeting	8-Aug-18	-
GRPLTD	10	Annual General Meeting/Dividend - Rs 1.25 Per Share	8-Aug-18	-
JKPAPER	10	Dividend- Rs 2.50 Per Share	8-Aug-18	-
WHEELS	10	Annual General Meeting/Dividend- Rs 9 Per Share	8-Aug-18	-
PODDARHOUS	10	Annual General Meeting/Dividend- Rs 1.50 Per Share	8-Aug-18	-
WHEELS	10	Bonus 1:1	8-Aug-18	9-Aug-18
MOTHERSUMI	1	Annual General Meeting/Dividend- Rs 2.25 Per Share	8-Aug-18	-
CASTROLIND	5	Interim Dividend Rs - 2.25 Per Share	9-Aug-18	10-Aug-18
WSTCSTPAPR	2	Annual General Meeting/Dividend- Rs 4 Per Share (Date Revised)	9-Aug-18	-
DBSTOCKBRO	2	Annual General Meeting	9-Aug-18	-
INTELLECT	5	Annual General Meeting	9-Aug-18	-
ORIENTCEM	1	Annual General Meeting/Dividend- Re 0.75 Per Share	9-Aug-18	-

Data Source-Ace Equity, NSE,BSE

Please refer to important disclosures at the end of this report

For Private circulation Only

For Our Clients Only

Mansukh Securities and Finance Ltd

Mansukh House, Plot No. 6, Opp. Mother Dairy Plant, Patparganj Road, Pandav Nagar,
 New Delhi-110092, Phone: 91-11- 47617800 , 61287800 Fax: 011- 47617835 , 61287835
 Email: research@moneysukh.com, Website: www.moneysukh.com

SEBI Reg.No: BSE: INB 010985834, F&O: INF 010985834
 NSE: INB 230781431, F&O: INF 230781431,
 DP: IN-DP-CDSL-73-2000, IN-DP-NSDL-140-2000
 MCX/TCM/CORP/0740 NCDEX/TCM/CORP/0293

NAME	DESIGNATION	E-MAIL
Varun Gupta	Head - Research	varungupta@moneysukh.com



SEBI REGISTRATION NO- INH100003274
Under Research Analyst Regulations, 2014

For more copies or other information, please send your query at research@moneysukh.com

Note: Please refer our Derivative Report for recommendation on OPTION STRATEGIES.

STANDARD DISCLOSURES AS PER RESEARCH ANALYSTS REGULATIONS, 2014

DISCLAIMER/DISCLOSURES ANALYST CERTIFICATION

We/I, Mr. Varun Gupta, Research Analysts, authors and the names subscribed to this report, of Mansukh Securities & Finance Ltd. hereby certify that all of the views expressed in this research report accurately reflect our views about the subject issuer(s) or securities. We also certify that no part of our compensation was, is, or will be directly or indirectly related to the specific recommendation(s) or view(s) in this report.

Terms & conditions and other disclosures:

Mansukh Securities & Finance Ltd, (hereinafter referred to as "MSFL") is engaged in the business of Stock Broking, and Depository Participant. This document has been prepared by the Research Division of MSFL and is meant for use by the recipient only as information and is not for circulation. This document is not to be reported or copied or made available to others without prior permission of MSFL. It should not be considered or taken as an offer to sell or a solicitation to buy or sell any security.

The information contained in this report has been obtained from sources that are considered to be reliable. However, MSFL has not independently verified the accuracy or completeness of the same. Neither MSFL nor any of its affiliates, its directors or its employees accepts any responsibility of whatsoever nature for the information, statements and opinion given, made available or expressed herein or for any omission therein.

Recipients of this report should be aware that past performance is not necessarily a guide to future performance and value of investments can go down as well. The suitability or otherwise of any investments will depend upon the recipient's particular circumstances and, in case of doubt, advice should be sought from an independent expert/ advisor.

Either MSFL or its affiliates or its directors or its employees or its representatives or its clients or their relatives may have position(s), make market, act as principal or engage in transactions of securities of companies referred to in this report and they may have used the research material prior to publication.

MSFL submits that no material disciplinary action has been taken on us by any Regulatory Authority impacting Equity Research Analysis activities.



MSFL or its research analysts or its associates or his relatives do not have any financial interest in the subject company. MSFL or its research analysts or its associates or his relatives do not have actual/beneficial ownership of one per cent or more securities of the subject company at the end of the month immediately preceding the date of publication of the research report. MSFL or its research analysts or its associates or his relatives do not have any material conflict of interest at the time of publication of the research report.

MSFL or its associates have not received any compensation from the subject company in the past twelve months.

MSFL or its associates have not managed or co-managed public offering of securities for the subject company in the past twelve months or mandated by the subject company for any other assignment in the past twelve months.

MSFL or its associates have not received any compensation for brokerage services from the subject company in the past twelve months.

MSFL or its associates have not received any compensation for products or services other than investment banking or merchant banking or brokerage services from the subject company in the past twelve months. MSFL or its associates have not received any compensation or other benefits from the subject company or third party in connection with the research report.

MSFL encourages independence in research report preparation and strives to minimize conflict in preparation of research report. MSFL or its analysts did not receive any compensation or other benefits from the subject Company or third party in connection with the preparation of the research report. MSFL or its Research Analysts do not have any material conflict of interest at the time of publication of this report.

It is confirmed that Mr. Varun Gupta Research Analysts of this report have not received any compensation from the companies mentioned in the report in the preceding twelve months.

Compensation of our Research Analysts is not based on any specific merchant banking, investment banking or brokerage service transactions. The Research analysts for this report certifies that all of the views expressed in this report accurately reflect his or her personal views about the subject company or companies and its or their securities, and no part of his or her compensation was, is or will be, directly or indirectly related to specific recommendations or views expressed in this report. The research analysts for this report has not served as an officer, director or employee of the subject company.

MSFL or its research analysts have not engaged in market making activity for the subject company Our sales people, traders, and other professionals or affiliates may provide oral or written market commentary or trading strategies to our clients that reflect opinions that are contrary to the opinions expressed herein, and our proprietary trading and investing businesses may make investment decisions that are inconsistent with the recommendations expressed herein. In reviewing these materials, you should be aware that any or all the foregoing, among other things, may give rise to real or potential conflicts of interest.

MSFL and its associates, their directors and employees may (a) from time to time, have a long or short position in, and buy or sell the securities of the subject company or (b) be engaged in any other transaction involving such securities and earn brokerage or other compensation or act as a market maker in the financial instruments of the subject company or act as an advisor or lender/borrower to the subject company or may have any other potential conflict of interests with respect to any recommendation and other related information and opinions.

MSFL does not claim to be an invitation or an offer to buy or sell any financial instrument. Our Clients (Paid Or Unpaid), Any third party or anyone else have no rights to forward or share our calls or SMS or Reports or Any Information Provided by us to/with anyone which is received directly or indirectly by them. If found so then Serious Legal Actions can be taken. By accessing Moneysukh.com or any of its associate/group sites, you have read, understood and agree to be legally bound by the terms of the following disclaimer and user agreement. The views and investment tips expressed by investment experts through sms or on Moneysukh.com are their own, and not that of the website or its management. Moneysukh.com advises users to check with certified experts before taking any investment decision.

Stock trading is inherently risky and you agree to assume complete and full responsibility for the outcomes of all trading decisions that you make, including but not limited to loss of capital. None of the stock trading calls made by Moneysukh.com should be construed as an offer to buy or sell securities, nor advice to do so. All comments and posts made by Moneysukh.com, and employees/owners are for information purposes only and under no circumstances should be used for actual trading. Under no circumstances should any person at this site make trading decisions based solely on the information discussed herein. You agree to not make actual stock trades based on comments on the site, nor on any techniques presented nor discussed in this site or any other form of information presentation. All information is for educational and informational use only. You agree to consult with a registered investment advisor, prior to making any trading decision of any kind. You agree, by accessing this or any associated site, Moneysukh.com bears no liability for any postings on the website or actions of associate site. We reserve the right to deny service to anyone. You, and not Moneysukh.com, assume the entire cost and risk of any trading you are suggested to undertake. You are solely responsible for making your own investment decisions. If you choose to engage in such transactions with or without seeking advice from a licensed and qualified financial advisor or entity, then such decision and any consequences flowing there from are your sole responsibility. The information and commentaries are not meant to be an endorsement or offering of any stock purchase. They are meant to be a guide only, which must be tempered by the investment experience and independent decision making process of the subscriber. Moneysukh.com or any employees are in no way liable for the use of the information by others in investing or trading in investment vehicles utilizing the principles disclosed herein. The materials and information in, and provided by, this site are not, and should not be construed as an offer to buy or sell any of the securities named in materials, services, or on-line postings. We encourage all investors to use the information on the site as a resource only to further their own research on all featured companies, stocks, sectors, markets and information presented on the site.

Please refer to important disclosures at the end of this report

For Private circulation Only

For Our Clients Only

Mansukh Securities and Finance Ltd

Mansukh House, Plot No. 6, Opp. Mother Dairy Plant, Patparganj Road, Pandav Nagar,
New Delhi-110092, Phone: 91-11- 47617800 , 61287800 Fax: 011- 47617835 , 61287835
Email: research@moneysukh.com, Website: www.moneysukh.com

SEBI Reg.No: BSE: INB 010985834, F&O: INF 010985834
NSE: INB 230781431, F&O: INF 230781431,
DP: IN-DP-CDSL-73-2000, IN-DP-NSDL-140-2000
MCX/TCM/CORP/0740 NCDEX/TCM/CORP/0293