













LAST SESSION DATA MATRIX

Index	Current	Change
NIFTY 50 Pre Open	10,816.15	29.20
NIFTY 50	10,842.85	55.90
NIFTY NEXT 50	29,548.75	209.60
NIFTY 100	11,176.70	60.50
NIFTY 200	5,827.30	33.70
NIFTY 500	9,386.45	54.05
NIFTY MIDCAP 50	5,053.45	46.55
INDIA VIX	12.8375	-0.34
S&P BSE SENSEX	35692.52	209.05
S&P BSE SENSEX 50	11347.12	58.5
S&P BSE 100	11154.39	58.58
S&P BSE MidCap	16151.16	143.58
S&P BSE SmallCap	17065.5	92.13
S&P BSE 200	4698.08	25.67
S&P BSE 500	14873.6	80.07
S&P BSE AllCap	4282.35	23.47
S&P BSE LargeCap	4219.67	20.84
TURNOVER		
Product	No. of contracts	Turnover (cr.)*
Index Futures	1,81,865	16,717.44
Stock Futures	7,29,666	48,870.56
Index Options	51,25,942	5,06,626.86
Stock Options	5,81,627	41,479.75
F&O Total	66,19,100	6,13,694.61
GAINERS		
Symbol	LTP	% chng
LUPIN	861.15	6.38
DRREDDY	2,195.00	5.37
SBIN	284	3.65
INDUSINDBK	1,953.00	2.53
HINDUNILVR	1,640.40	2.44
LOSERS		
BHARTIARTL	380.45	-2.15
HINDALCO	240.7	-1.63
TATASTEEL	579.6	-1.54
EICHERMOT	29,231.70	-1.5
COALINDIA	283.95	-1.37

FIRST LIGHT HEADINGS

-  Firm global cues lift Indian equity indices
-  Not received any communication from US` SEC: ICICI Bank
-  L and T`s arm to construct iconic bridge across river Krishna
-  Allahabad Bank referred 65 accounts to NCLT
-  Unitech posts Q4 net loss of Rs 162.96 cr
-  Ambica Agarbathi posts Q4 net loss of Rs 25.87 cr

MARKET INSIGHT

-  **On Jun 12:** Bulls tightened grip on Dalal Street with both the key indices Sensex and Nifty ending Tuesday's session on a jubilant note. Sensex and Nifty ended just shy of 35,700 and 10,850 levels respectively. After a positive start, the key indices continued their firm trade throughout the session, as domestic sentiments got boost with a report stating that the Reserve Bank of India has come out with draft guidelines on loan system for delivery of bank credit, in order to improve discipline among larger borrowers with working capital facility from the banking system. Adding some support, finance ministry official said that the government is likely to launch a Rs 500-crore credit enhancement fund next month to facilitate infrastructure investments by insurance and pension funds.
-  Further, heavy buying in blue-chip stocks and the historic US-North Korea summit in Singapore helped the markets end on a positive note. Optimism remained on the street, as the Union government has formed a new committee under the chairmanship of former Chief Statistician Prof. T.C.A Anant to bring more transparency in employment related data releases. Meanwhile, market participants look forward to the release of key inflation data later in the day.
-  On the global front, Asian markets ended mixed, as investors look ahead to key policy meetings at the Federal Reserve and European Central Bank this week. European markets were trading in red, after President Donald Trump signed a historic agreement with North Korean leader Kim Jong Un. The accord between North Korea and the US aims to work toward complete denuclearization and a lasting peace regime on the Korean Peninsula. Kim said that their agreement will lead to a major change in the world.
-  Meanwhile, in order to facilitate infrastructure investments, which are presently facing major headwinds, Kumar Vinay Pratap, joint secretary (infrastructure, policy and finance), ministry of finance (MoF) has said that the government may launch Rs 500 crore credit enhancement fund in July. In the financial year 2016-17 Budget had first proposed setting up of the fund. The fund will operate as a non-banking financial company (NBFC) with 49% government stake. It has got support from investors such as India Infrastructure Finance Company (IIFCL) and Life Insurance Corporation (LIC) of India. On the sectoral front, banking stocks were trading higher, supported by finance ministry official's statement that more banks are unlikely to be brought under the RBI's Prompt Corrective Action (PCA) framework as the situation pertaining to bad loans is expected to improve in the next couple of quarters, while selected telecom stocks ended in green, after Communications Minister Manoj Sinha said that the new telecom policy is expected to be cleared by the Union Cabinet by the end of next month.

MARKET OUTLOOK- CAUTIOUSLY OPTIMISTIC



Quantitative Analysis : The BSE Sensex ended at 35692.52, up by 209.05 points or 0.59% after trading in a range of 35479.07 and 35743.08. There were 17 stocks advancing against 14 stocks declining on the index. The broader indices ended in green; the BSE Mid cap index gained 0.90%, while Small cap index up by 0.54%. The CNX Nifty ended at 10842.85, up by 55.90 points or 0.52% after trading in a range of 10789.40 and 10856.55. There were 29 stocks advancing against 21 stocks declining on the index. The top gainers on Nifty were Lupin up by 5.62%, Dr. Reddys Lab up by 5.16%, SBI up by 3.23%, Indusind Bank up by 2.62% and Hindustan Unilever up by 2.31%. On the flip side, Bharti Airtel down by 2.10%, Hindalco down by 1.66%, Eicher Motors down by 1.58%, UPL down by 1.52% and Coal India down by 1.51% were the top losers. For upcoming sessions, 10900-950 could be the near term resistance zone however we believe domestic markets may continue its splendid performance in upcoming weeks. Any negative outcome from global or domestic markets may shatter this euphoria however at current juncture no such possibility is expected. On the down side 10000-10050 could provide important cushions.

Index	Support 2	Support 1	Previous Close	Resistance 1	Resistance 2	Trend
SENSEX	34693	35193	35693	36139	36585	Rangebound
NIFTY 50	10539	10691	10843	10979	11115	Rangebound
NIFTY BANK	25373	25746	26636	26969	27302	Rangebound





CORPORATE ACTIONS

Symbol	Face Value(Rs.)	Purpose	Ex-Date	Record Date
MAHABANK	10	Annual General Meeting	13-Jun-18	-
MASFIN	10	Dividend- Rs 2.16 Per Share	13-Jun-18	-
CANFINHOME	2	Annual General Meeting/Dividend- Rs 2 Per Share	13-Jun-18	-
KANSAINER	1	Annual General Meeting / Dividend - Rs 2.60 Per Share	13-Jun-18	-
ACE	2	Meeting Of Equity Shareholders	14-Jun-18	-
ASIANPAINT	1	Dividend- Rs 6.05 Per Share	14-Jun-18	-
JAGRAN	2	Buyback	14-Jun-18	15-Jun-18
LGBBROSLTD	10	Bonus 1:1	14-Jun-18	16-Jun-18
INFY	5	Annual General Meeting/ Final Dividend Rs 20.50 Per Shar/ Special Dividend - Rs 10 Per Share	14-Jun-18	-
NILAINFRA	1	Scheme Of Arrangement	14-Jun-18	15-Jun-18
MCDOWELL-N	10	Face Value Split (Sub-Division) - From Rs 10/- Per Share To Rs 2/- Per Share	15-Jun-18	18-Jun-18
SBIN	1	Annual General Meeting/ Change In Registrar And Transfer Agent	15-Jun-18	-
TINPLATE	10	Annual General Meeting / Dividend- Rs 2 Per Share	15-Jun-18	-
TATACOFFEE	1	Annual General Meeting / Dividend- Rs 1.50 Per Share	18-Jun-18	-
ICICIPRULI	10	Annual General Meeting / Final Dividend- Rs 2.20 Per Share / Special Dividend- Rs 1.10 Per Share	18-Jun-18	-
TORNTPHARM	5	Dividend- Rs 5 Per Share	18-Jun-18	-
ALBK	10	Annual General Meeting	19-Jun-18	-
BBL	10	Annual General Meeting / Dividend- Rs 2.50 Per Share	19-Jun-18	-
DHFL	10	Annual General Meeting / Dividend- Rs 2.50 Per Share	19-Jun-18	-
DENABANK	10	Annual General Meeting	19-Jun-18	-
UNIONBANK	10	Annual General Meeting	19-Jun-18	-
UJJIVAN	10	Annual General Meeting/Dividend- Re 0.50 Per Share	19-Jun-18	-
SUPREMEIND	2	Annual General Meeting / Dividend- Rs 9 Per Share	19-Jun-18	-
UCOBANK	10	Annual General Meeting	19-Jun-18	-
RALLIS	1	Annual General Meeting/Dividend- Rs 2.50 Per Share	19-Jun-18	-
SYNDIBANK	10	Annual General Meeting	20-Jun-18	-
CORPBANK	2	Annual General Meeting	20-Jun-18	-
TATAGLOBAL	1	Annual General Meeting / Dividend- Rs 2.50 Per Share	20-Jun-18	-
VMART	10	Annual General Meeting/Dividend- Rs 2 Per Share	20-Jun-18	-
ESSELPACK	2	Bonus 1:1	20-Jun-18	21-Jun-18
SEPOWER	10	Annual General Meeting	20-Jun-18	-
SIS	10	Annual General Meeting / Dividend- Rs 1.5 Per Share	20-Jun-18	-
OCCL	10	Dividend- Rs 7 Per Share	21-Jun-18	-
NILKAMAL	10	Annual General Meeting/Dividend-Rs 9 Per Share	21-Jun-18	-
PSB	10	Annual General Meeting	21-Jun-18	-
PILITA	1	Annual General Meeting	21-Jun-18	-
TATAMETALI	10	Annual General Meeting / Dividend- Rs 3 Per Share	21-Jun-18	-
INDIANB	10	Annual General Meeting / Dividend- Rs 6 Per Share	21-Jun-18	-
HINDUNILVR	1	Annual General Meeting / Dividend- Rs 12 Per Share	21-Jun-18	-
JAYAGROGN	5	Annual General Meeting / Dividend- Rs 1.35 Per Share	21-Jun-18	-
VIJAYABANK	10	Annual General Meeting/Dividend- Rs 1.20 Per Share	21-Jun-18	-
STRTECH	2	Annual General Meeting/Dividend- Rs 2 Per Share	21-Jun-18	-
CENTRALBK	10	Annual General Meeting	21-Jun-18	-
JUBLFOOD	10	Bonus 1:1	21-Jun-18	23-Jun-18

Data Source-Ace Equity, NSE,BSE

Please refer to important disclosures at the end of this report

For Private circulation Only

For Our Clients Only

Mansukh Securities and Finance Ltd

Mansukh House, Plot No. 6, Opp. Mother Dairy Plant, Patparganj Road, Pandav Nagar,
 New Delhi-110092, Phone: 91-11- 47617800 , 61287800 Fax: 011- 47617835 , 61287835
 Email: research@moneysukh.com, Website: www.moneysukh.com

SEBI Reg.No: BSE: INB 010985834, F&O: INF 010985834
 NSE: INB 230781431, F&O: INF 230781431,
 DP: IN-DP-CDSL-73-2000, IN-DP-NSDL-140-2000
 MCX/TCM/CORP/0740 NCDEX/TCM/CORP/0293

NAME	DESIGNATION	E-MAIL
Varun Gupta	Head - Research	varungupta@moneysukh.com



SEBI REGISTRATION NO- INH100003274
Under Research Analyst Regulations, 2014

For more copies or other information, please send your query at research@moneysukh.com

Note: Please refer our Derivative Report for recommendation on OPTION STRATEGIES.

STANDARD DISCLOSURES AS PER RESEARCH ANALYSTS REGULATIONS, 2014

DISCLAIMER/DISCLOSURES ANALYST CERTIFICATION

We/I, Mr. Varun Gupta, Research Analysts, authors and the names subscribed to this report, of Mansukh Securities & Finance Ltd. hereby certify that all of the views expressed in this research report accurately reflect our views about the subject issuer(s) or securities. We also certify that no part of our compensation was, is, or will be directly or indirectly related to the specific recommendation(s) or view(s) in this report.

Terms & conditions and other disclosures:

Mansukh Securities & Finance Ltd, (hereinafter referred to as "MSFL") is engaged in the business of Stock Broking, and Depository Participant. This document has been prepared by the Research Division of MSFL and is meant for use by the recipient only as information and is not for circulation. This document is not to be reported or copied or made available to others without prior permission of MSFL. It should not be considered or taken as an offer to sell or a solicitation to buy or sell any security.

The information contained in this report has been obtained from sources that are considered to be reliable. However, MSFL has not independently verified the accuracy or completeness of the same. Neither MSFL nor any of its affiliates, its directors or its employees accepts any responsibility of whatsoever nature for the information, statements and opinion given, made available or expressed herein or for any omission therein.

Recipients of this report should be aware that past performance is not necessarily a guide to future performance and value of investments can go down as well. The suitability or otherwise of any investments will depend upon the recipient's particular circumstances and, in case of doubt, advice should be sought from an independent expert/ advisor.

Either MSFL or its affiliates or its directors or its employees or its representatives or its clients or their relatives may have position(s), make market, act as principal or engage in transactions of securities of companies referred to in this report and they may have used the research material prior to publication.

MSFL submits that no material disciplinary action has been taken on us by any Regulatory Authority impacting Equity Research Analysis activities.



MSFL or its research analysts or its associates or his relatives do not have any financial interest in the subject company. MSFL or its research analysts or its associates or his relatives do not have actual/beneficial ownership of one per cent or more securities of the subject company at the end of the month immediately preceding the date of publication of the research report. MSFL or its research analysts or its associates or his relatives do not have any material conflict of interest at the time of publication of the research report.

MSFL or its associates have not received any compensation from the subject company in the past twelve months.

MSFL or its associates have not managed or co-managed public offering of securities for the subject company in the past twelve months or mandated by the subject company for any other assignment in the past twelve months.

MSFL or its associates have not received any compensation for brokerage services from the subject company in the past twelve months.

MSFL or its associates have not received any compensation for products or services other than investment banking or merchant banking or brokerage services from the subject company in the past twelve months. MSFL or its associates have not received any compensation or other benefits from the subject company or third party in connection with the research report.

MSFL encourages independence in research report preparation and strives to minimize conflict in preparation of research report. MSFL or its analysts did not receive any compensation or other benefits from the subject Company or third party in connection with the preparation of the research report. MSFL or its Research Analysts do not have any material conflict of interest at the time of publication of this report.

It is confirmed that Mr. Varun Gupta Research Analysts of this report have not received any compensation from the companies mentioned in the report in the preceding twelve months.

Compensation of our Research Analysts is not based on any specific merchant banking, investment banking or brokerage service transactions. The Research analysts for this report certifies that all of the views expressed in this report accurately reflect his or her personal views about the subject company or companies and its or their securities, and no part of his or her compensation was, is or will be, directly or indirectly related to specific recommendations or views expressed in this report. The research analysts for this report has not served as an officer, director or employee of the subject company.

MSFL or its research analysts have not engaged in market making activity for the subject company Our sales people, traders, and other professionals or affiliates may provide oral or written market commentary or trading strategies to our clients that reflect opinions that are contrary to the opinions expressed herein, and our proprietary trading and investing businesses may make investment decisions that are inconsistent with the recommendations expressed herein. In reviewing these materials, you should be aware that any or all the foregoing, among other things, may give rise to real or potential conflicts of interest.

MSFL and its associates, their directors and employees may (a) from time to time, have a long or short position in, and buy or sell the securities of the subject company or (b) be engaged in any other transaction involving such securities and earn brokerage or other compensation or act as a market maker in the financial instruments of the subject company or act as an advisor or lender/borrower to the subject company or may have any other potential conflict of interests with respect to any recommendation and other related information and opinions.

MSFL does not claim to be an invitation or an offer to buy or sell any financial instrument. Our Clients (Paid Or Unpaid), Any third party or anyone else have no rights to forward or share our calls or SMS or Reports or Any Information Provided by us to/with anyone which is received directly or indirectly by them. If found so then Serious Legal Actions can be taken. By accessing Moneysukh.com or any of its associate/group sites, you have read, understood and agree to be legally bound by the terms of the following disclaimer and user agreement. The views and investment tips expressed by investment experts through sms or on Moneysukh.com are their own, and not that of the website or its management. Moneysukh.com advises users to check with certified experts before taking any investment decision.

Stock trading is inherently risky and you agree to assume complete and full responsibility for the outcomes of all trading decisions that you make, including but not limited to loss of capital. None of the stock trading calls made by Moneysukh.com should be construed as an offer to buy or sell securities, nor advice to do so. All comments and posts made by Moneysukh.com, and employees/owners are for information purposes only and under no circumstances should be used for actual trading. Under no circumstances should any person at this site make trading decisions based solely on the information discussed herein. You agree to not make actual stock trades based on comments on the site, nor on any techniques presented nor discussed in this site or any other form of information presentation. All information is for educational and informational use only. You agree to consult with a registered investment advisor, prior to making any trading decision of any kind. You agree, by accessing this or any associated site, Moneysukh.com bears no liability for any postings on the website or actions of associate site. We reserve the right to deny service to anyone. You, and not Moneysukh.com, assume the entire cost and risk of any trading you are suggested to undertake. You are solely responsible for making your own investment decisions. If you choose to engage in such transactions with or without seeking advice from a licensed and qualified financial advisor or entity, then such decision and any consequences flowing there from are your sole responsibility. The information and commentaries are not meant to be an endorsement or offering of any stock purchase. They are meant to be a guide only, which must be tempered by the investment experience and independent decision making process of the subscriber. Moneysukh.com or any employees are in no way liable for the use of the information by others in investing or trading in investment vehicles utilizing the principles disclosed herein. The materials and information in, and provided by, this site are not, and should not be construed as an offer to buy or sell any of the securities named in materials, services, or on-line postings. We encourage all investors to use the information on the site as a resource only to further their own research on all featured companies, stocks, sectors, markets and information presented on the site.

Please refer to important disclosures at the end of this report

For Private circulation Only

For Our Clients Only

Mansukh Securities and Finance Ltd

Mansukh House, Plot No. 6, Opp. Mother Dairy Plant, Patparganj Road, Pandav Nagar,
New Delhi-110092, Phone: 91-11- 47617800 , 61287800 Fax: 011- 47617835 , 61287835
Email: research@moneysukh.com, Website: www.moneysukh.com

SEBI Reg.No: BSE: INB 010985834, F&O: INF 010985834
NSE: INB 230781431, F&O: INF 230781431,
DP: IN-DP-CDSL-73-2000, IN-DP-NSDL-140-2000
MCX/TCM/CORP/0740 NCDEX/TCM/CORP/0293